

Version Date
10 February 2023

I-80 from Exit 110 to Exit 122
Nighttime closures only for Right and Left lanes
Single lane closures allowed Sun through Thurs: 9 PM - 5 AM
No Right or Left lane closures Fri 5 AM through Sun 9 PM

Center Lane closures requires a Left or Right lane closure
Double lane closures allowed Sun through Thurs: 10 PM - 4 AM
No Center lane closures Fri 4 AM through Sun 10 PM

No shoulder closures during peak commuter periods
Mon - Fri: 6 AM - 9 AM; 3 PM - 6 PM Daily

I-29 from Exit 75 to Exit 95
No Restrictions

I-880
No Restrictions

I-680
No Restrictions

I-29 from Exit 56 to Exit 75
No lane closures Fri 2 PM through 6 PM

I-29 from Exit 42 to Exit 56
I-80 from Missouri River to Exit 8
Refer to Council Bluffs Interstate System Map

I-80 from Exit 8 to Exit 110
Nighttime Closures Only
Lane closures allowed Sun through Thurs: 6 PM - 6 AM
No lane closures Fri 6 AM through Sun 6 PM

No shoulder closures during peak commuter periods
Mon - Fri: 6 AM - 9 AM and 3 PM - 6 PM

I-29 from Missouri State Line to Exit 42
No lane closures Fri 2 PM through 6 PM

Allowable Interstate
Lane and Shoulder
Closure Map
Iowa DOT District 4

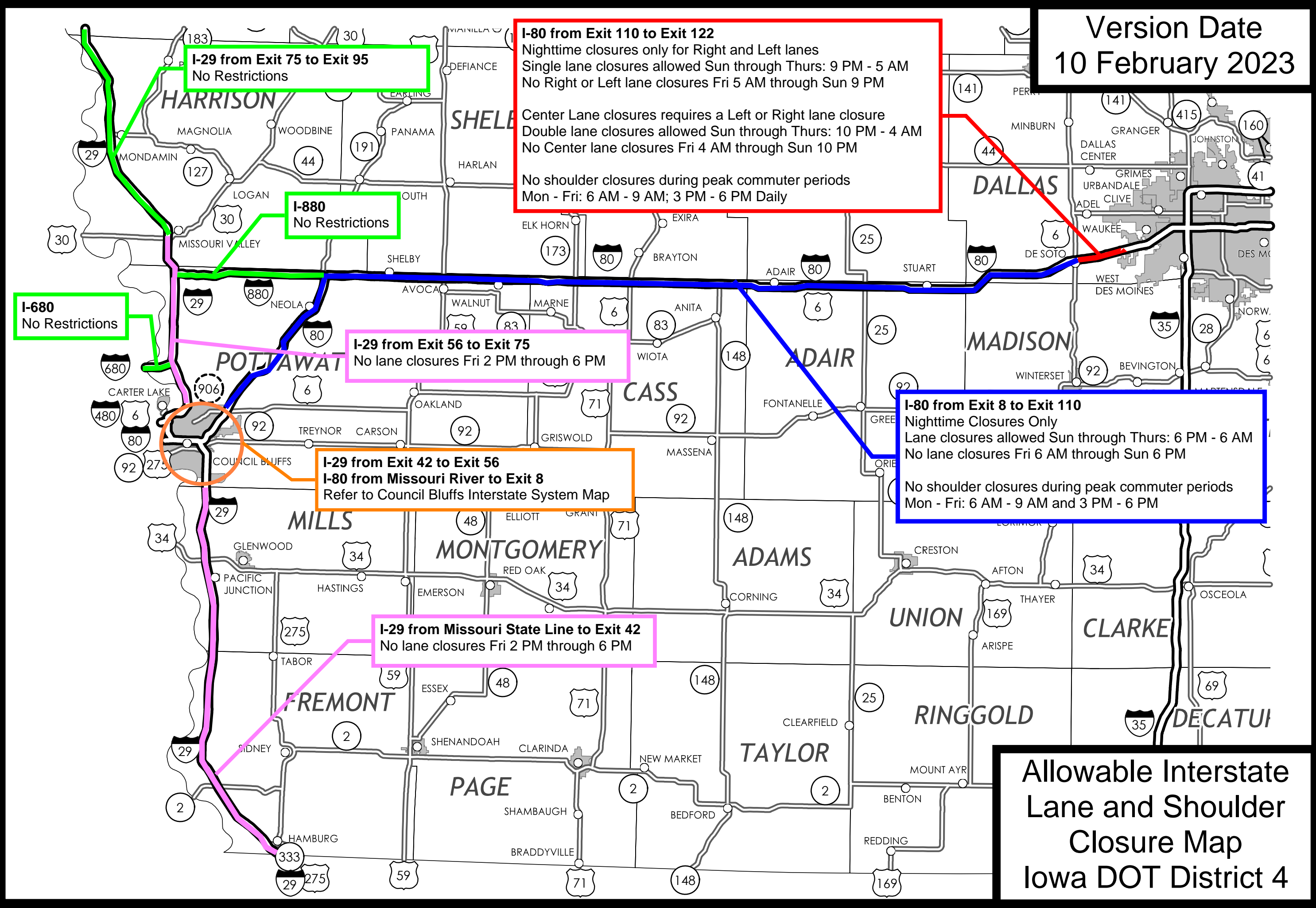


Figure 15.4.2.1.1 - Segment 2 Closure Time Restrictions

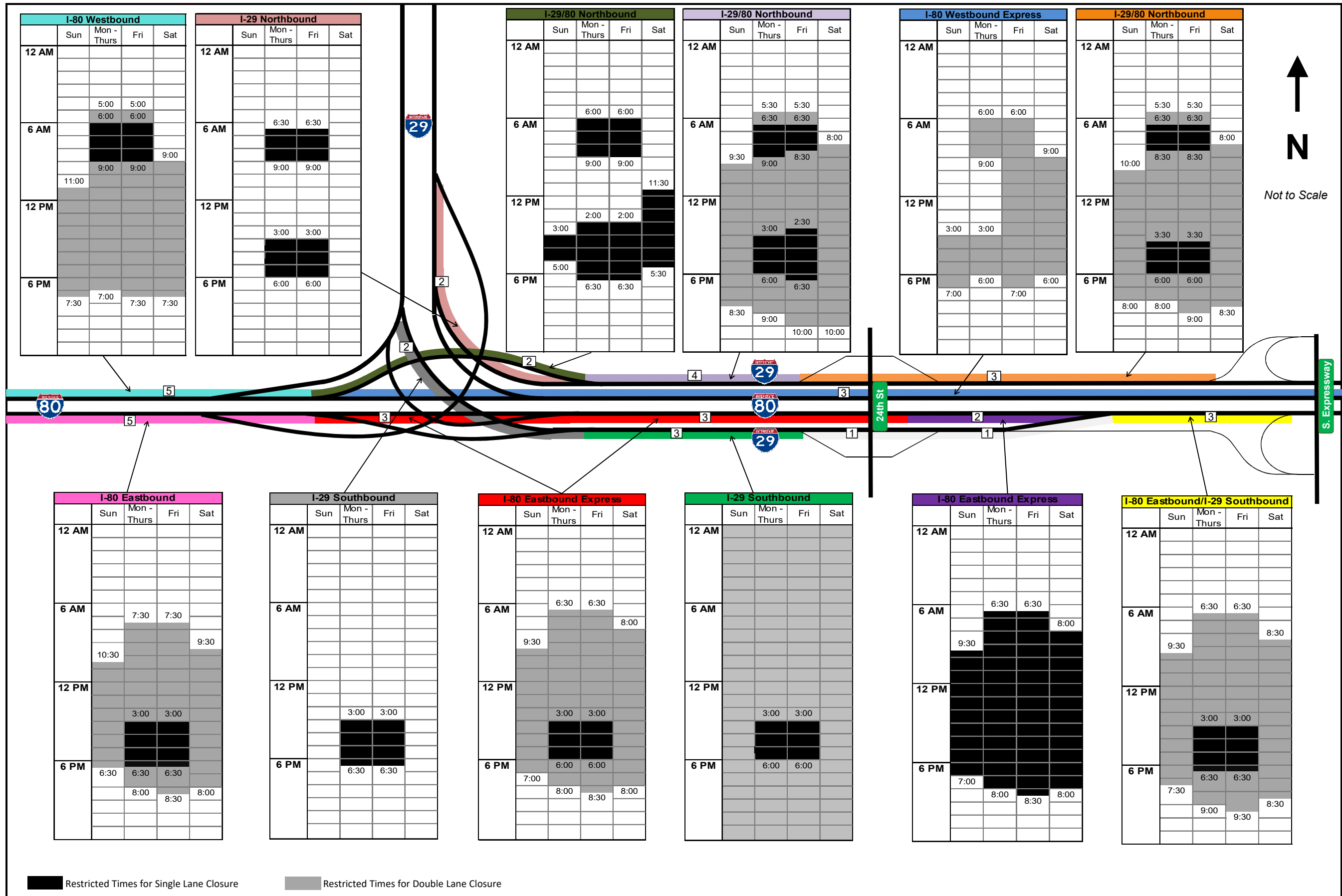


Figure 15.4.2.1.2 - Segment 3 Closure Time Restrictions

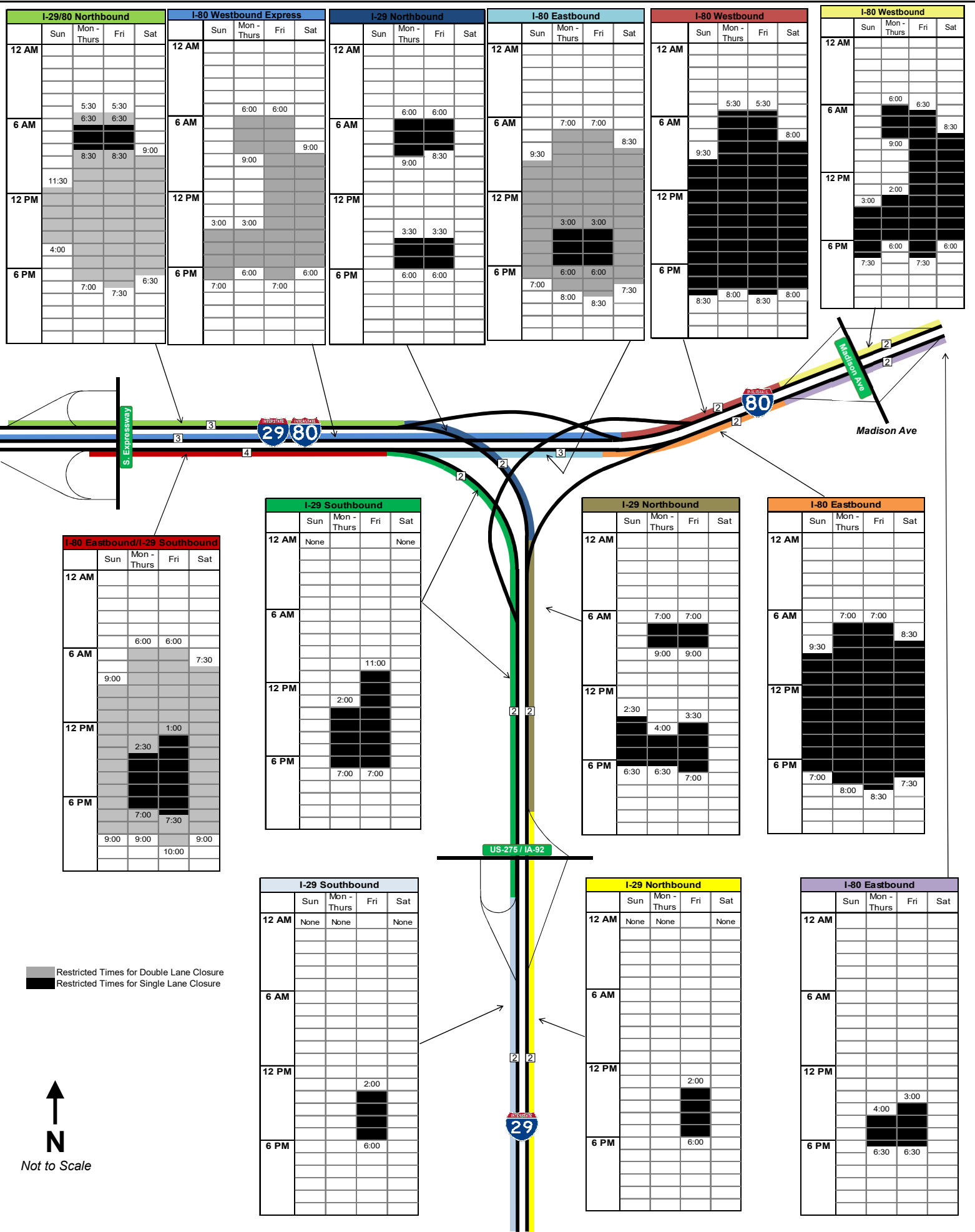


Figure 15.4.2.1.3 - Segment 4 Closure Time Restrictions

