

Version Date  
23 August 2022

**I-80 from Exit 110 to District 1**  
Nighttime closures only for Right and Left lanes  
Single lane closures allowed Sun through Thurs: 9 PM - 5 AM  
No Right or Left lane closures Fri 5 AM through Sun 9 PM

Center Lane closures requires a Left or Right lane closure  
Double lane closures allowed Sun through Thurs: 10 PM - 4 AM  
No Center lane closures Fri 4 AM through Sun 10 PM

No shoulder closures during peak commuter periods  
Mon - Fri: 6 AM - 9 AM; 3 PM - 6 PM Daily

**I-29 from Exit 71 to District 3**  
**I-680 from Missouri River to I-29**  
**I-880 from I-29 to I-80**  
No Restrictions

**I-29 from Exit 56 to Exit 71**  
No lane closures Fri 2 PM through 6 PM

**I-29 from Exit 42 to Exit 56**  
**I-80 from Missouri River to Exit 8**  
Refer to Council Bluffs Interstate System Map

**I-80 from Exit 8 to Exit 110**  
Nighttime Closures Only  
Lane closures allowed Sun through Thurs: 6 PM - 6 AM  
No lane closures Fri 6 AM through Sun 6 PM

No shoulder closures during peak commuter periods  
Mon - Fri: 6 AM - 9 AM and 3 PM - 6 PM

**I-29 from Missouri State Line to Exit 42**  
No lane closures Fri 2 PM through 6 PM

Allowable Interstate  
Lane and Shoulder  
Closure Map  
Iowa DOT District 4

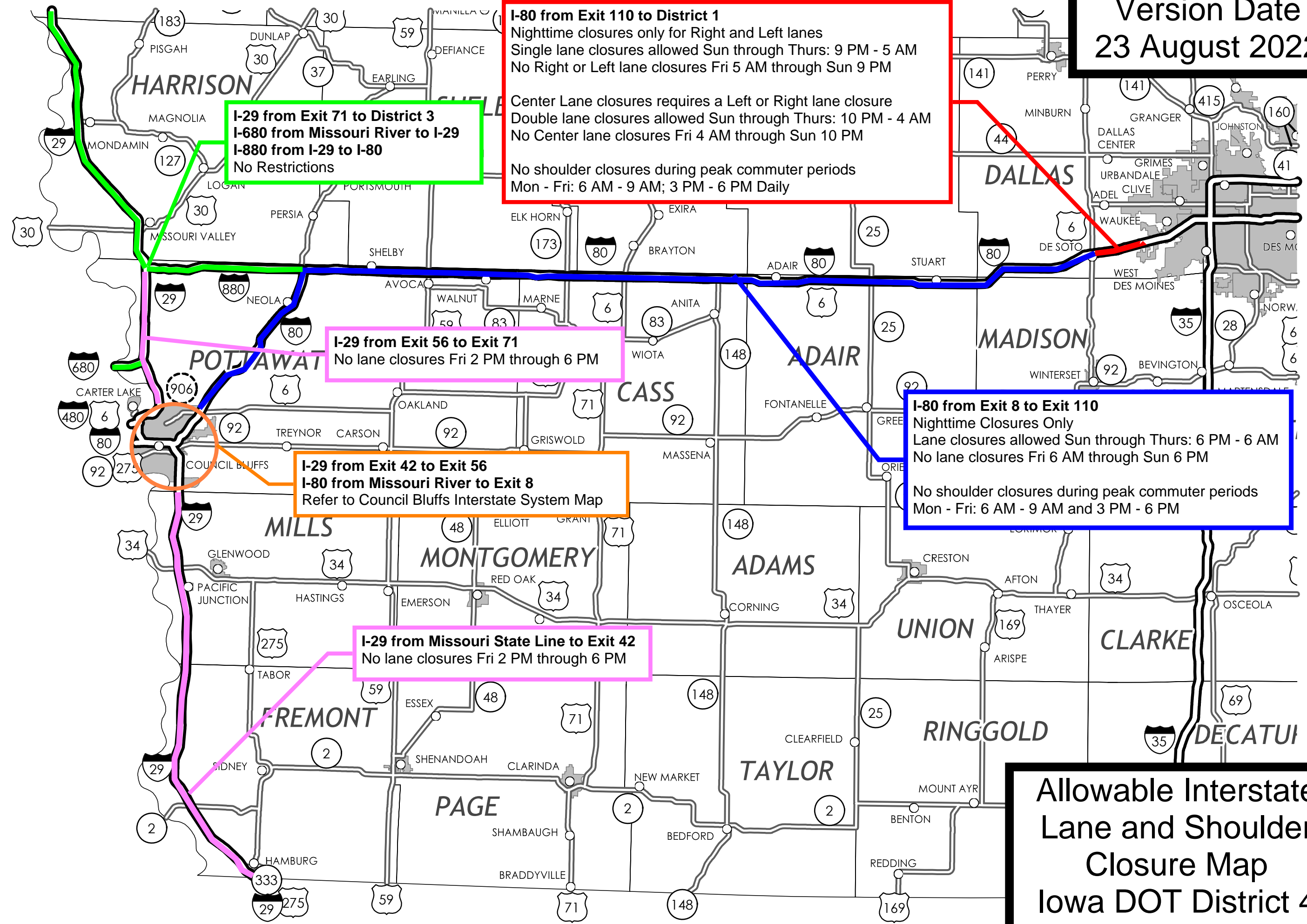


Figure 15.4.2.1.1 - Segment 2 Closure Time Restrictions

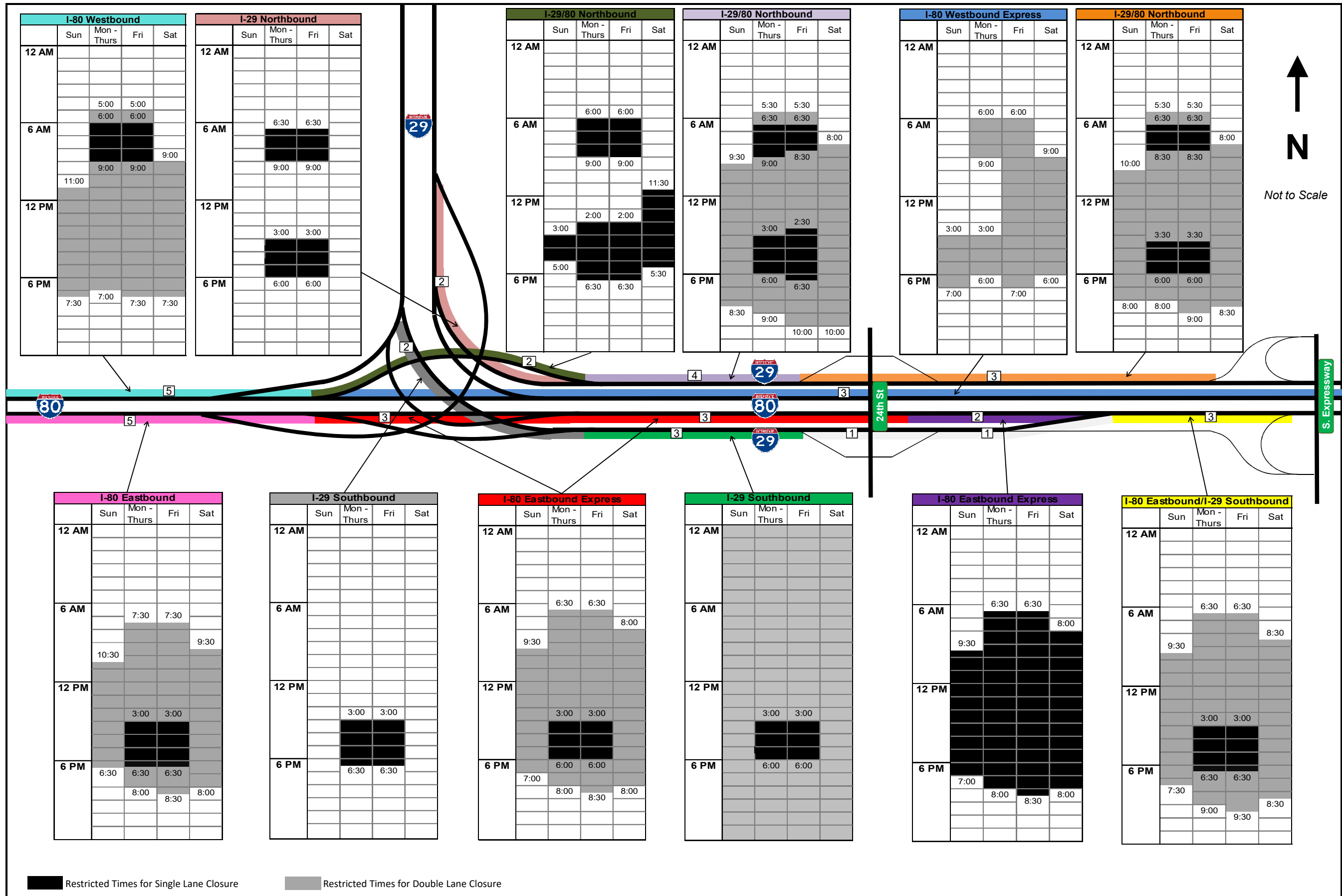


Figure 15.4.2.1.2 - Segment 3 Closure Time Restrictions

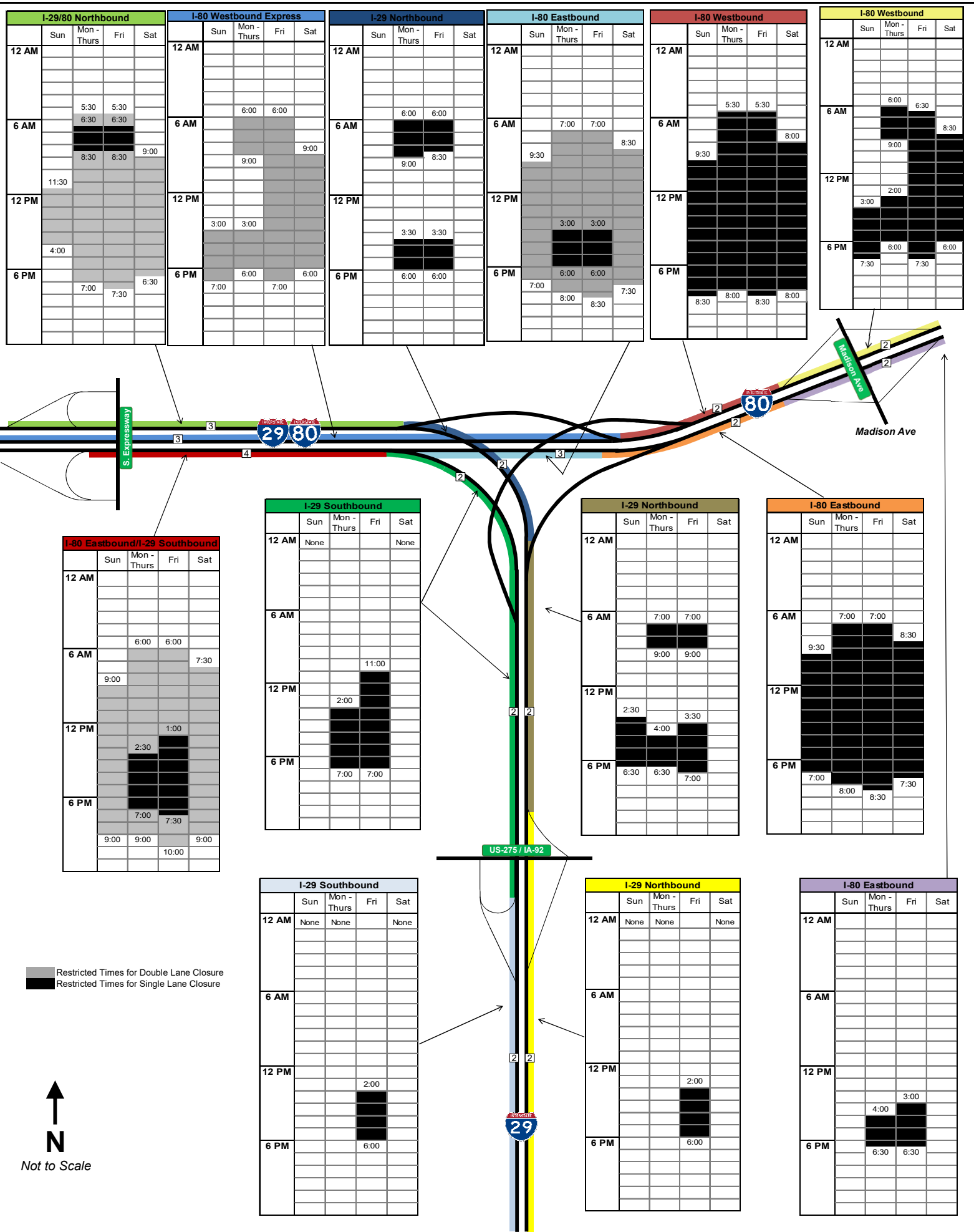


Figure 15.4.2.1.3 - Segment 4 Closure Time Restrictions

