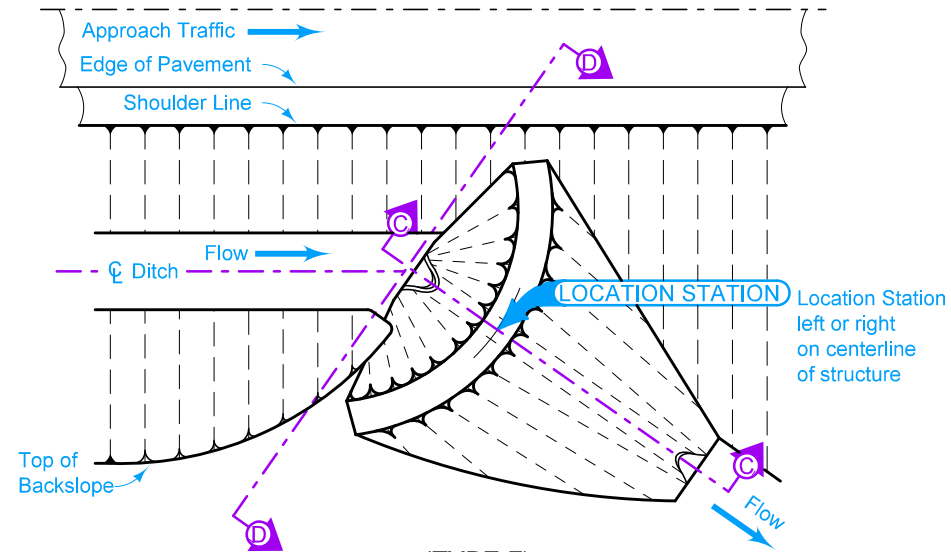
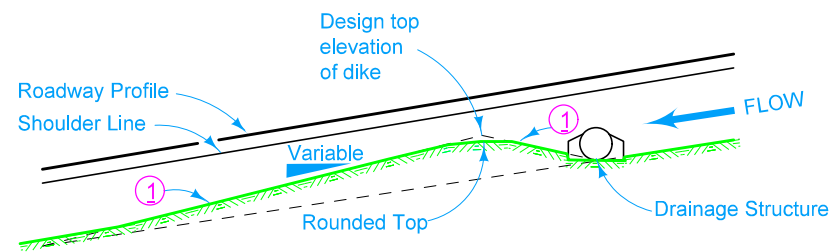


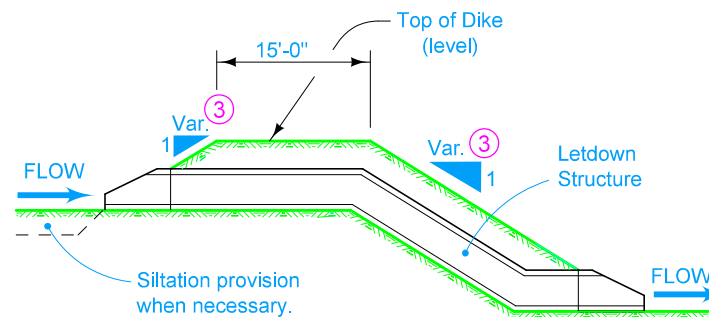
(TYPE M AND G)
TYPICAL PLAN FOR DITCH BLOCK (DIKE)



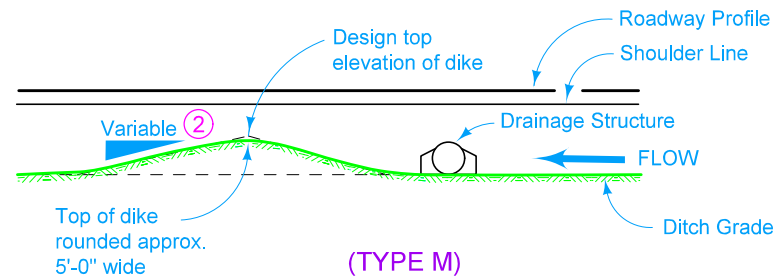
(TYPE F)
TYPICAL PLAN FOR DIKE AT LETDOWN STRUCTURES



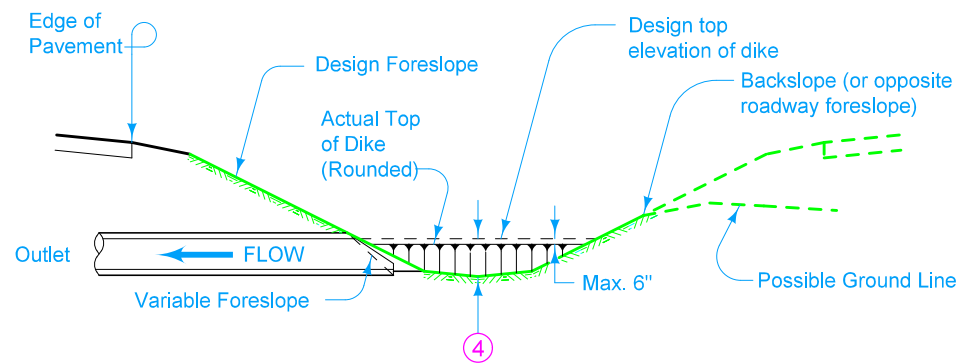
(TYPE G)
TYPICAL SECTION A-A



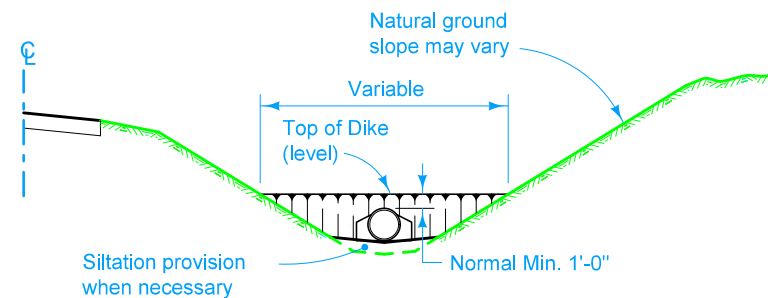
(TYPE F)
TYPICAL SECTION C-C



(TYPE M)
TYPICAL SECTION A-A



(TYPE M AND G)
TYPICAL SECTION B-B



(TYPE F)
TYPICAL SECTION D-D

Variation in dike construction will be allowed to adapt to local conditions when necessary.

Type F dike for letdown structures may vary in length and plan in different locations. Tie ends of dike into natural ground at the elevation of top of dike unless specified otherwise.

Refer to detail road plans and tabulation of drainage structures for exact information on location, top elevation, shape, or any variation from this plan for dikes.

Coordinate dike construction with project provisions for erosion control as directed by the Engineer.

Necessary material for construction of dikes is included in "Estimate of Quantities" for excavation.

Payment for "Excavation of the class specified" is full compensation for construction of dikes as indicated hereon according to the Standard Specifications.

DESCRIPTION OF DIKES

Type M - Normal ditch block for medians or roadway side ditches

Type G - Ditch block using established ditch grades. For median or side ditches.

Type F - Dike for letdowns or other structures away from roadway area. Refer to project plans for details.

- ① Design Ditch Grade to accomplish purpose of Ditch Block. Maximum slope approximately 10:1 relative to roadway grade.
- ② No greater than 10:1.
- ③ 8:1 slope relative to approach roadway for any portion of dike constructed within 50' of edge of roadway with approaching traffic. Any portion of dike beyond 50' from edge of roadway may vary from 8:1 to a maximum of 2.5:1 at 100' from roadway.
- ④ 18" unless specified otherwise.

	REVISION	
	1	10-20-15
STANDARD ROAD PLAN		EW-110
		SHEET 1 of 1

REVISIONS: Replaced the DOT logo in the title block with the new version.

Shawn Miller
APPROVED BY DESIGN METHODS ENGINEER

DITCH BLOCKS AND DIKES