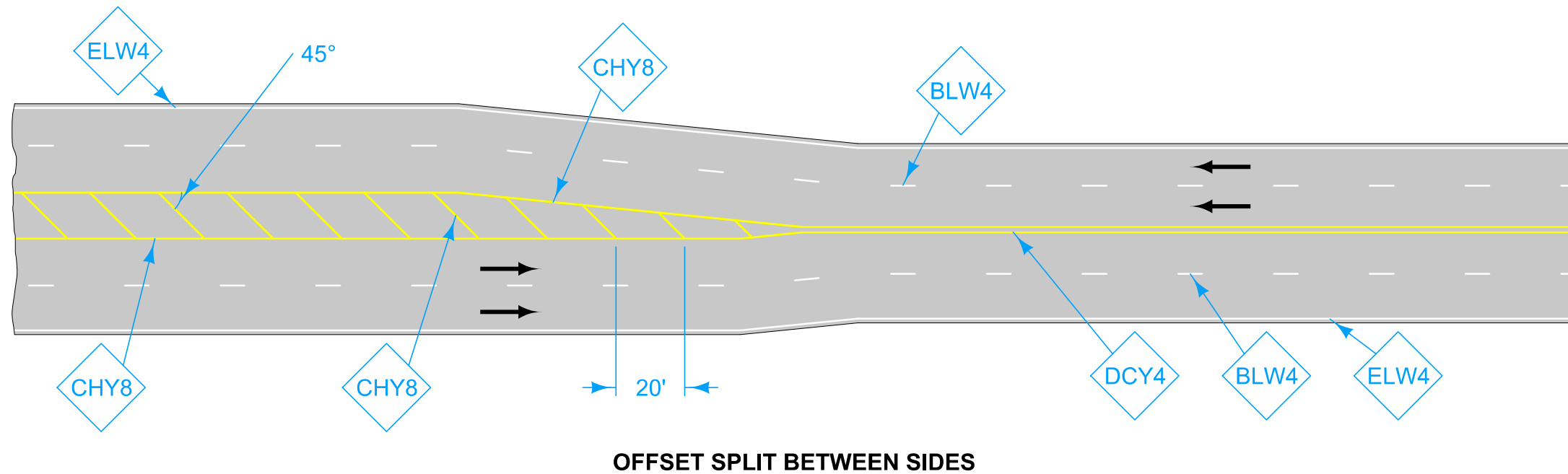
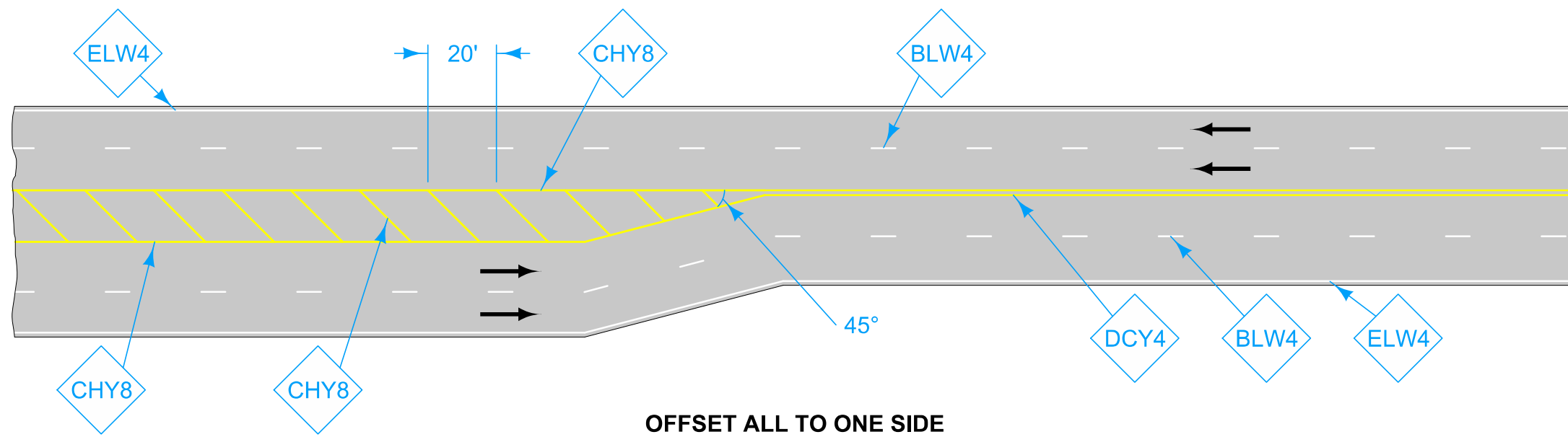


For line information, see PM-110.



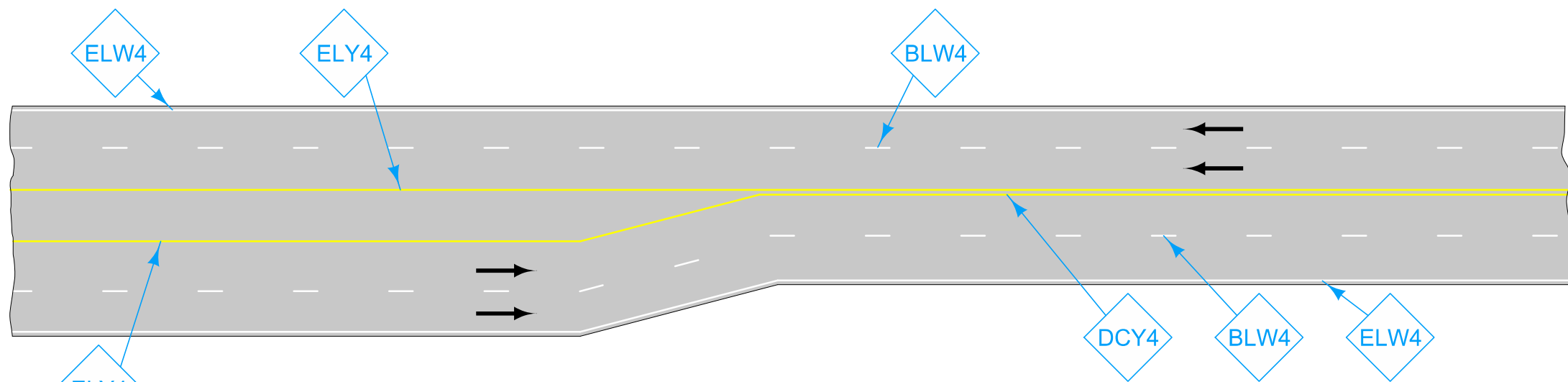
**FLUSH MEDIANS**

LEGEND	
	Direction of Traffic
BLW4	Broken Lane Line (White)
CHY8	Channelizing Line (Yellow)
DCY4	Double Centerline (Yellow)
ELW4	Edge Line Right (White)

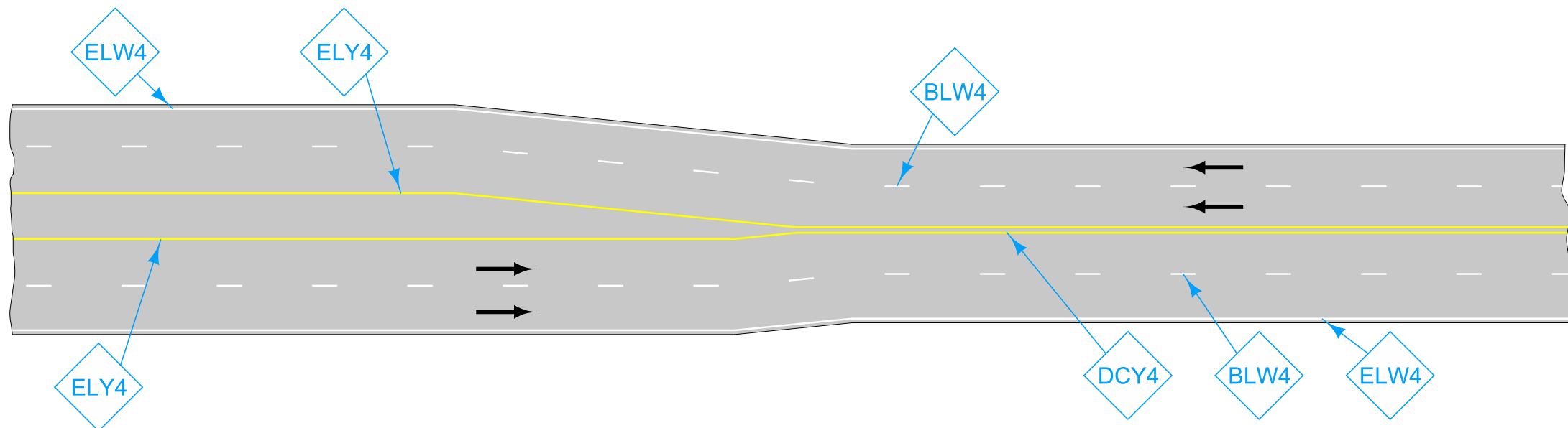
Possible Contract Item:  
Pavement Marking Line Items

Possible Tabulation:  
108-22

	REVISION	
	3	10-19-21
<b>STANDARD ROAD PLAN</b>		<b>PM-211</b>
REVISIONS: Changed SPY6 and STY6 line types to ELY4 on Sheet 2.		SHEET 1 of 2
 APPROVED BY DESIGN METHODS ENGINEER		
<b>SEPARATION IN FOUR-LANE ROADWAY</b>		



**OFFSET ALL TO ONE SIDE**



**OFFSET SPLIT BETWEEN SIDES**

**RAISED MEDIANS**

LEGEND	
	Direction of Traffic
	BLW4 Broken Lane Line (White)
	DCY4 Double Centerline (Yellow)
	ELW4 Edge Line Right (White)
	ELY4 Edge Line Left (Yellow)

	REVISION	
	3	10-19-21
STANDARD ROAD PLAN		PM-211
REVISIONS: Changed SPY6 and STY6 line types to ELY4 on Sheet 2.		SHEET 2 of 2
 APPROVED BY DESIGN METHODS ENGINEER		
<b>SEPARATION IN FOUR-LANE ROADWAY</b>		