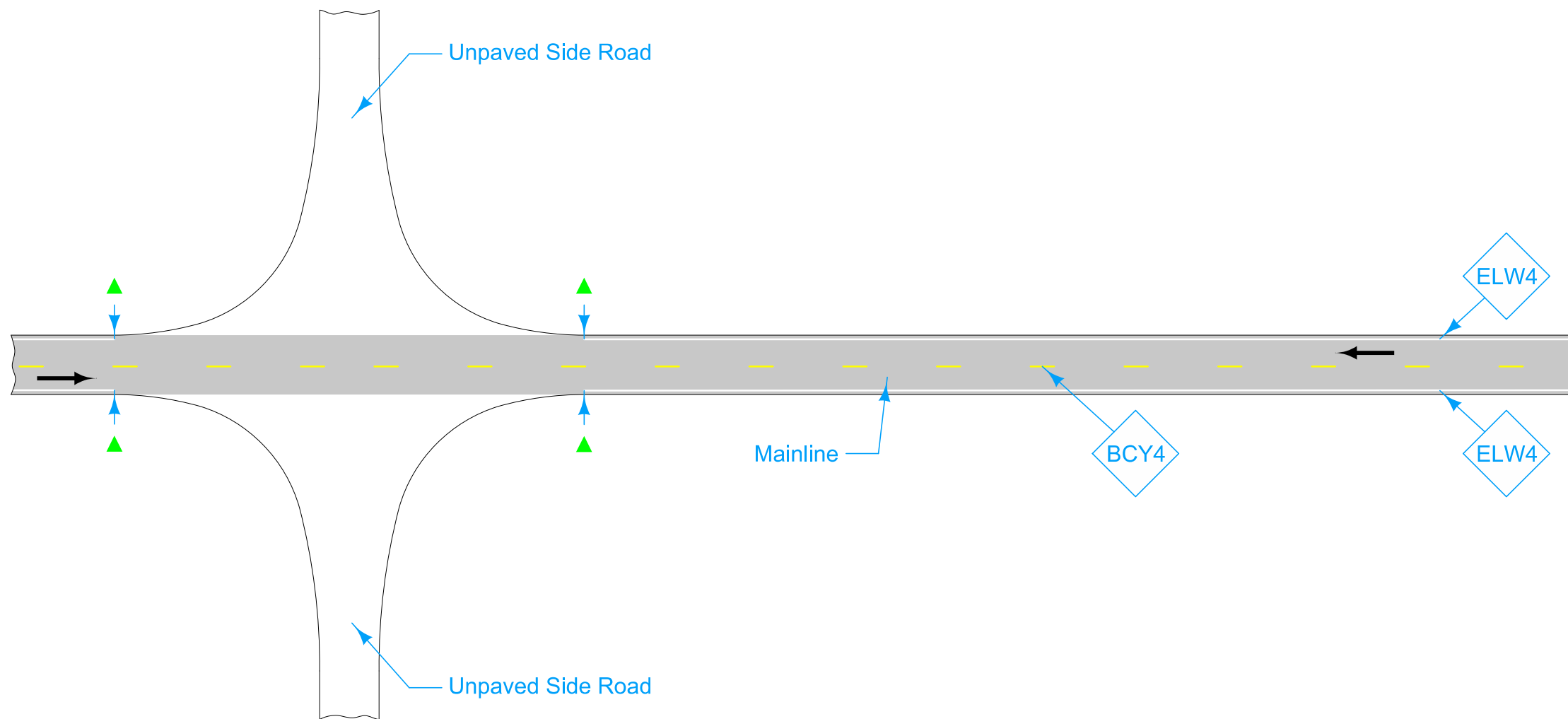


Roadways may or may not have edge lines. When the free flow roadway has edge lines but the stop controlled roadway does not, end edge lines at the end of returns (marked by ▲s). When the stop controlled roadway has edge lines but the free flow roadway does not, end edge lines at the end of returns (marked by ■s). If both roadways have edge lines, continue edge lines around the returns.

Terminate all mainline centerline markings at the edge of the thru lanes of a paved side road.

For line information, see [PM-110](#).



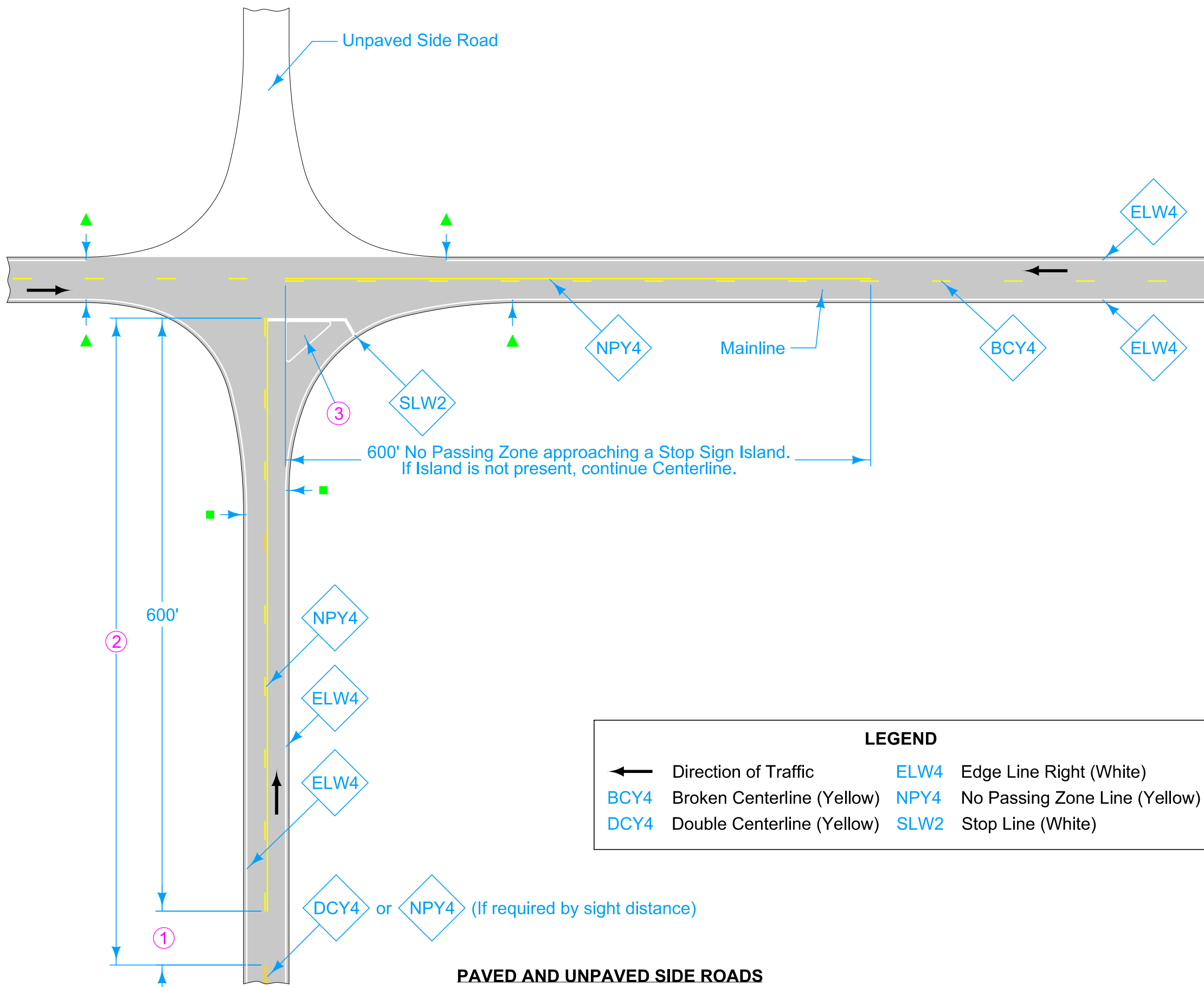
LEGEND	
←	Direction of Traffic
BCY4	Broken Centerline (Yellow)
ELW4	Edge Line Right (White)

**UNPAVED SIDE ROADS**

Possible Contract Item:  
Pavement Marking Line Items

Possible Tabulation:  
[108-22](#)

	REVISION	
	1	10-15-19
<b>STANDARD ROAD PLAN</b>		<b>PM-520</b>
REVISIONS: New logo.		SHEET 1 of 3
APPROVED BY DESIGN METHODS ENGINEER		
<b>TWO-LANE ROADWAY WITH NO TURN LANES (TWO-WAY STOP CONDITION)</b>		



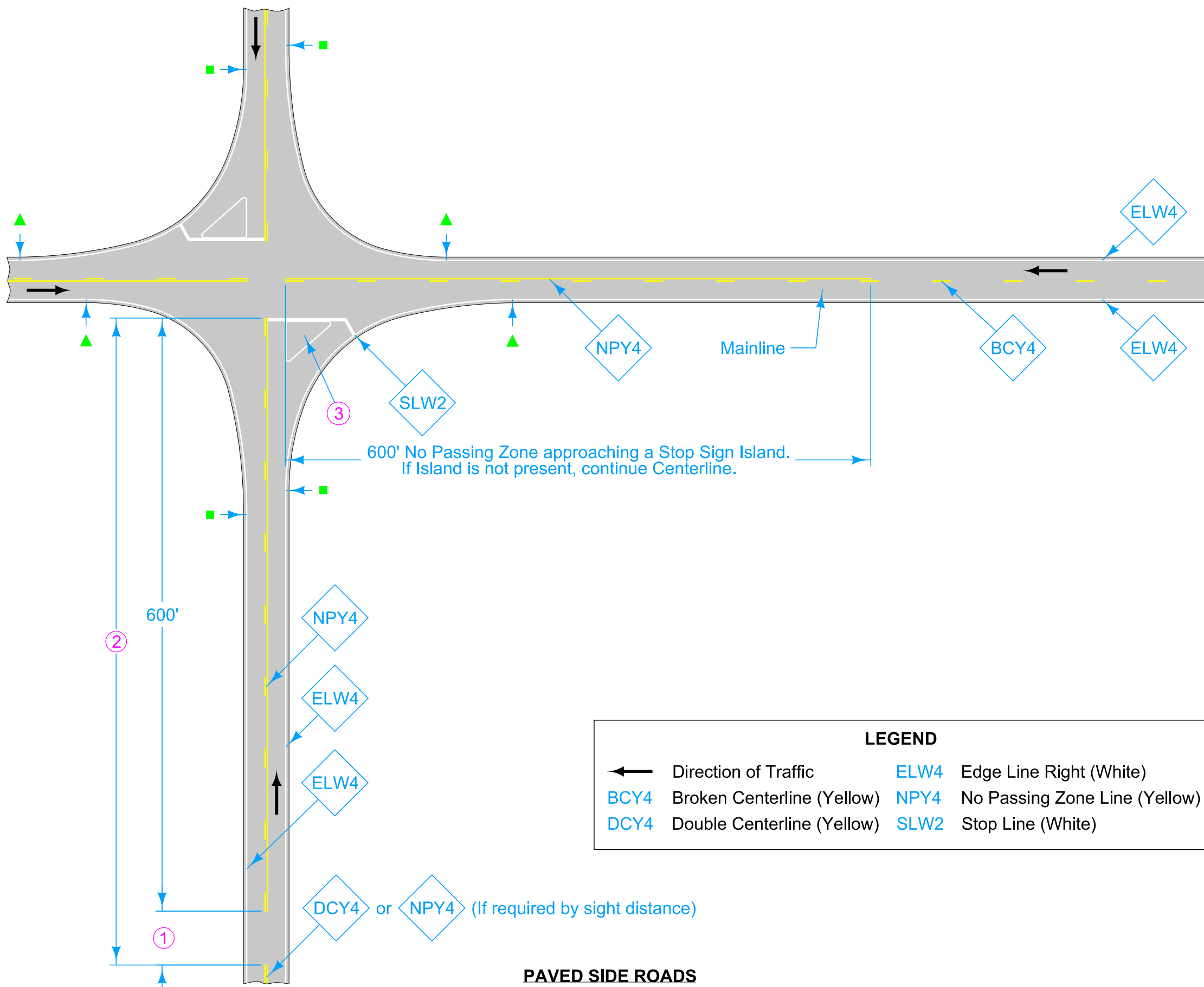
- ① If less than 400 feet, join Yellow Lines.
- ② If less than 1000 feet, extend Yellow Line to Stop Line.
- ③ For Island information, see [PM-120](#).

LEGEND	
←	Direction of Traffic
BCY4	Broken Centerline (Yellow)
DCY4	Double Centerline (Yellow)
ELW4	Edge Line Right (White)
NPY4	No Passing Zone Line (Yellow)
SLW2	Stop Line (White)

DCY4 or NPY4 (If required by sight distance)

**PAVED AND UNPAVED SIDE ROADS**

	REVISION
	1   10-15-19
<b>STANDARD ROAD PLAN</b>	<b>PM-520</b>
REVISIONS: New logo.	SHEET 2 of 3
 APPROVED BY DESIGN METHODS ENGINEER	
<b>TWO-LANE ROADWAY WITH NO TURN LANES (TWO-WAY STOP CONDITION)</b>	



- ① If less than 400 feet, join Yellow Lines.
- ② If less than 1000 feet, extend Yellow Line to Stop Line.
- ③ For Island information, see [PM-120](#).

LEGEND	
←	Direction of Traffic
BCY4	Broken Centerline (Yellow)
DCY4	Double Centerline (Yellow)
ELW4	Edge Line Right (White)
NPY4	No Passing Zone Line (Yellow)
SLW2	Stop Line (White)

DCY4 or NPY4 (If required by sight distance)

**PAVED SIDE ROADS**

	REVISION
	1   10-15-19
<b>STANDARD ROAD PLAN</b>	<b>PM-520</b>
REVISIONS: New logo.	SHEET 3 of 3
 APPROVED BY DESIGN METHODS ENGINEER	
<b>TWO-LANE ROADWAY WITH NO TURN LANES (TWO-WAY STOP CONDITION)</b>	