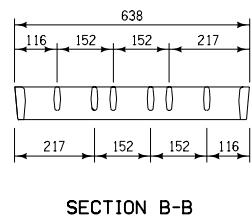

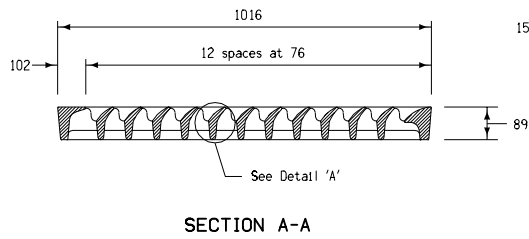
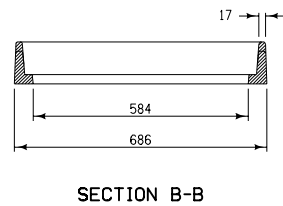


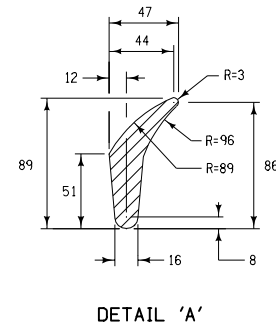
**GENERAL NOTES:**  
 The frame castings shall be ductile iron as specified in ASTM A-536, 45 + KSI yield.



**TYPE 11 GRATE**  
 Minimum Weight = 154 kg.



**TYPE 11 FRAME**  
 Minimum Weight = 102 kg.



All dimensions given in millimeters unless noted.

<b>METRIC VERSION</b>	<b>M</b>	Iowa Department of Transportation Highway Division	
	<b>STANDARD ROAD PLAN RA-66D</b>		REVISION NO. 3
	REVISION: RE-issue with General Notes.		REVISION DATE 10-19-04
	<i>William J. Stein</i> APPROVED BY DESIGN METHODS ENGINEER		
	<b>INTAKE FRAME AND GRATE TYPE 11</b>		