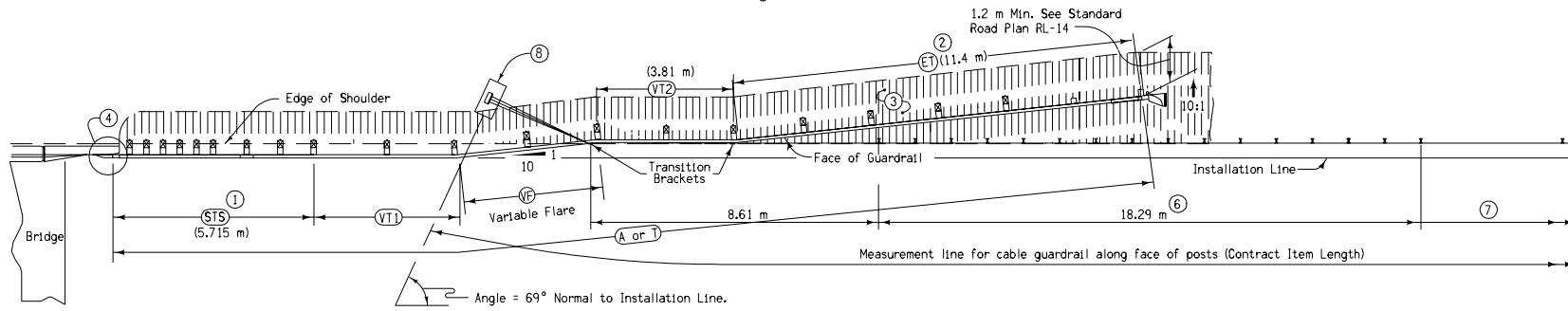
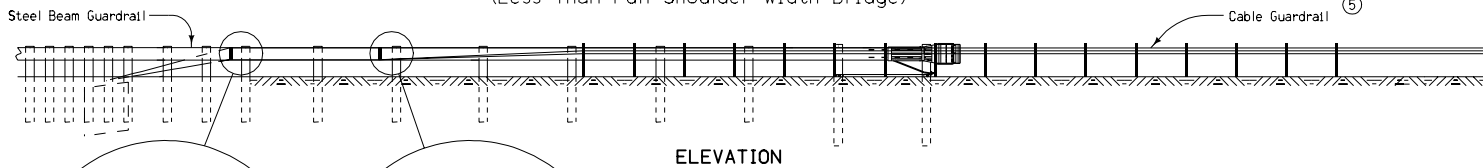


Contract items:
 Installation of Guardrail
 Guardrail Terminal, Beam, Flared, RE-76
 Guardrail, End Anchorage, Beam, RE-69
 Guardrail, End Anchorage, Cable, RE-29A
 Tabulation: 108-31

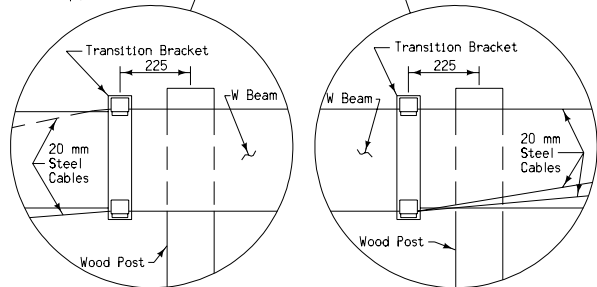
CASE 'A'
 (Full Shoulder Width Bridge)



CASE 'B'
 (Less Than Full Shoulder Width Bridge)



ELEVATION



DETAIL 'A'

DETAIL 'B'

- ① Refer to Standard Road Plan RE-68.
- ② Refer to Standard Road Plan RE-76.
- ③ For grading requirements, see Standard Road Plan RL-14.
- ④ For connections to bridge end post see Standard Road Plan RE-69A, RE-69B, or RE-69C.
- ⑤ Refer to Standard Road Plan RE-29C.
- ⑥ Cable Guardrail Post at 1.2 meter centers.
- ⑦ Cable Guardrail Post at 4.8 meter centers.
- ⑧ Refer to Standard Road Plan RE-84(2).

All dimensions given in millimeters unless noted.

M METRIC VERSION		
	STANDARD ROAD PLAN RE-84(1)	
	REVISION: NEW.	REVISION NO. NEW
	 <small>APPROVED BY DESIGN METHODS ENGINEER</small>	
CABLE/W-BEAM GUARDRAIL CROSSOVER		REVISION DATE 10-18-05
(Sheet 1 of 2)		