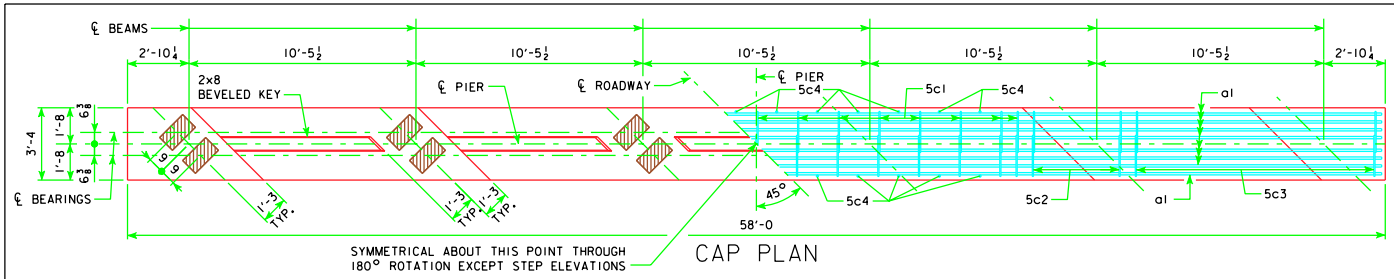

CAP PLAN

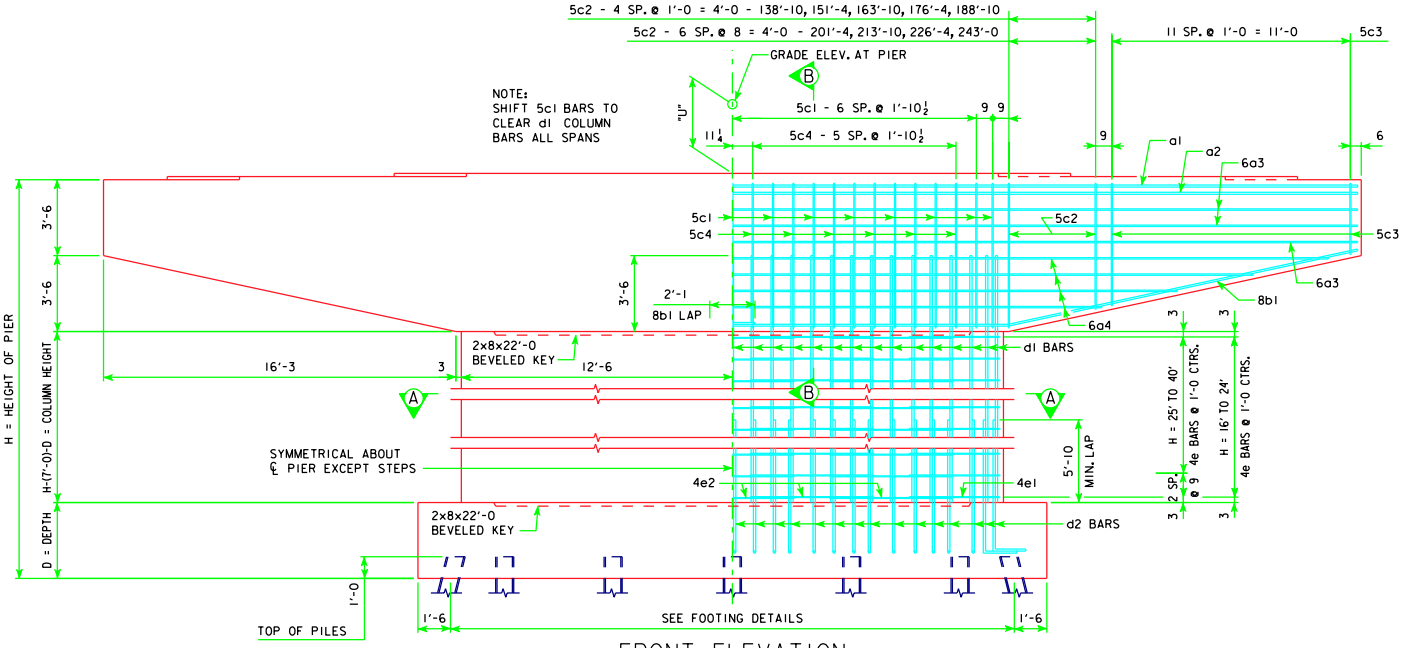

FRONT ELEVATION

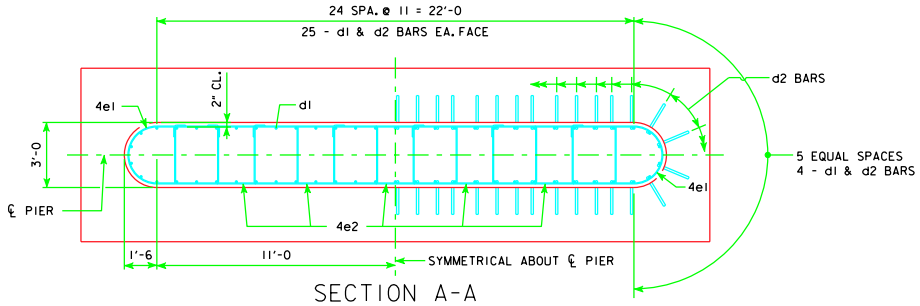

SECTION A-A

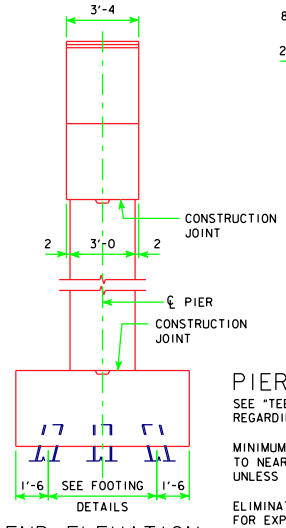

END ELEVATION

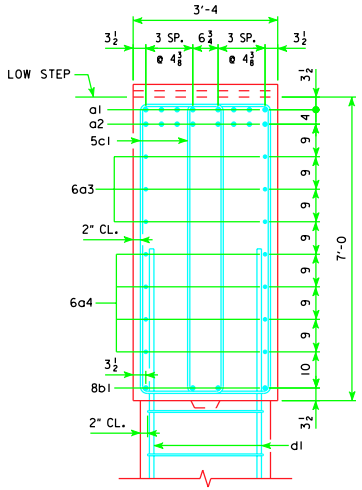

SECTION B-B

PIER NOTES:

SEE "TEE PIER NOTES" ON H40-02-06 FOR NOTES REGARDING APPLICATION OF THESE PIER STANDARDS.

MINIMUM CLEAR DISTANCE FROM FACE OF CONCRETE TO NEAR REINFORCING BAR SHALL BE 2 INCHES UNLESS OTHERWISE NOTED OR SHOWN.

ELIMINATE 2x8 BEVELED KEYWAY ON TOP OF CAP FOR EXPANSION PIERS.

FOR SIZE OF BEARING PADS, SEE H40-44-06.

SEE SHEET H40-29-06 FOR "U" DIMENSION.

REVISED 01-10 - ADDED PIER NOTES FROM STANDARD H40-82-06.

01-10
LATEST REVISION DATE

APPROVED BY BRIDGE ENGINEER

Iowa Department of Transportation
Highway Division

STANDARD DESIGN - 40' ROADWAY, THREE SPAN BRIDGE

PRETENSIONED PRESTRESSED CONCRETE BEAM BRIDGES

AUGUST, 2009

TEE PIER
CAP AND COLUMN
45° SKEW

H40-81-06