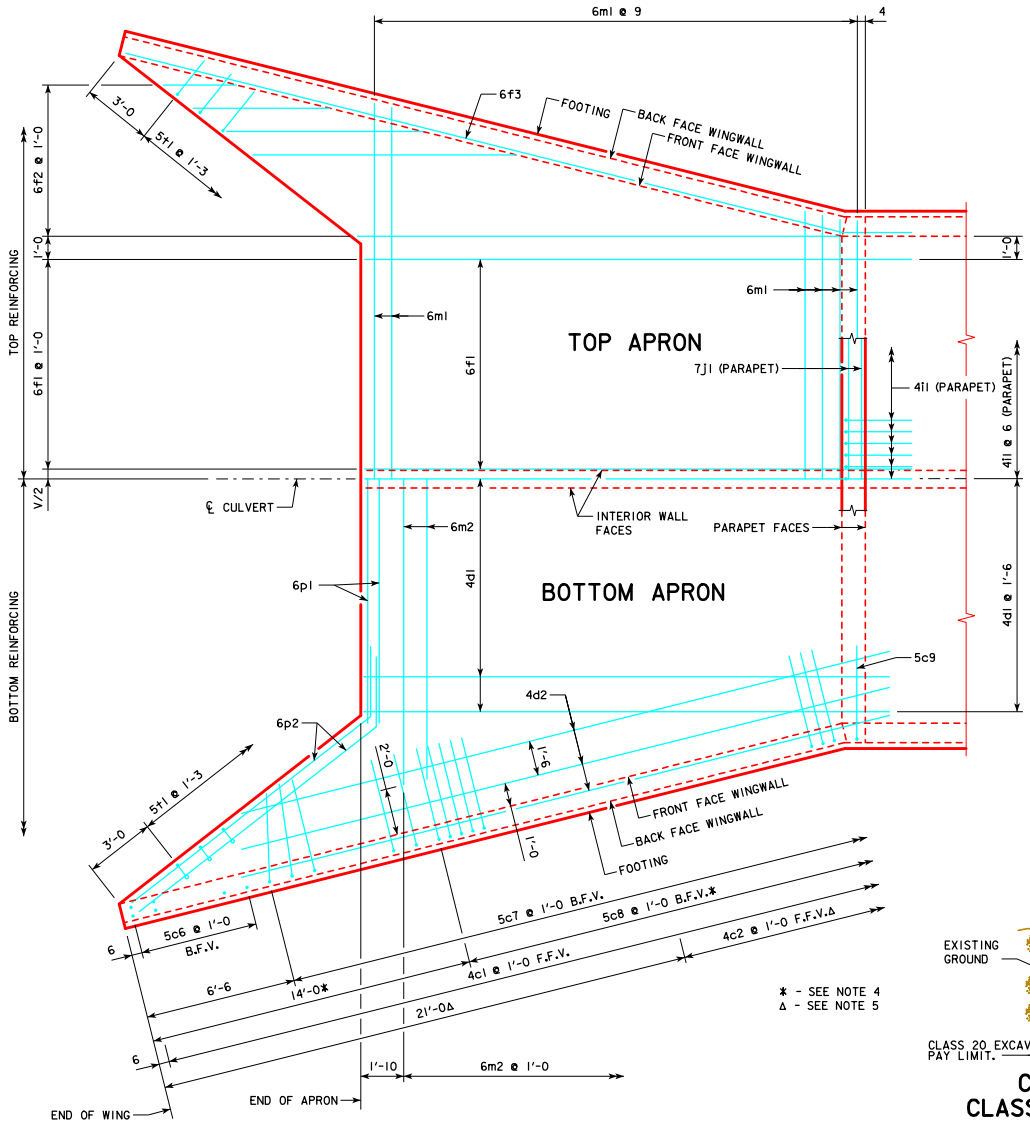

PLAN VIEW - TOP & BOTTOM OF APRON REINFORCING BARS

CULVERT HEIGHT (H)	ANGLE ∢
4'	39°35
5'	39°06'
6'	38°45'
7'	38°30'
8'	38°19'
9'	38°09'
10'	38°02'
11'	37°56'
12'	37°51'

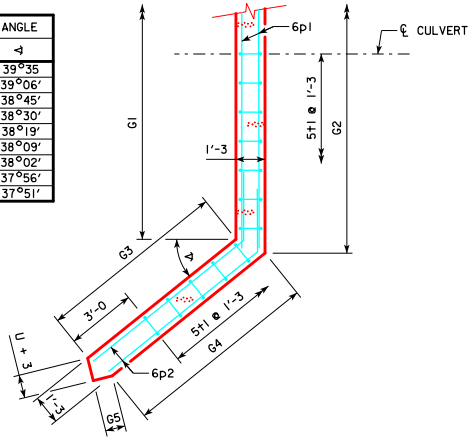

PLAN

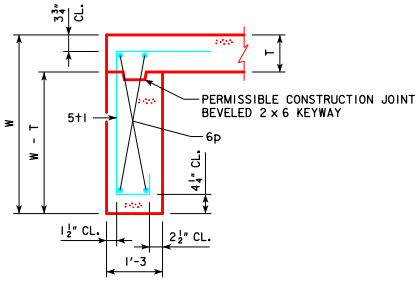

SECTION

CURTAIN WALL DETAILS

NOTES:

1. BAR SPACINGS AND POSITIONS SHOWN ARE SIMILAR FOR ALL SIZES OF HEADWALLS IN THIS STANDARD.
2. WINGWALL BARS CONSISTENTLY REFERENCED FROM END OF WING FOR ALL HEADWALLS.
3. TOP TRANSVERSE FLOOR BARS ARE REFERENCED APPROXIMATELY 4" FROM THE BACK OF THE PARAPET FOR ALL HEADWALLS.
4. THERE ARE NO 5c8 BARS IN THE 4' & 5' HEIGHT HEADWALLS.
5. 4c2 BARS USED ONLY IN THE 9', 10', 11' & 12' HEIGHT HEADWALLS.
6. FOR DIMENSION TABLE SEE SHEET TWH 0-1-12.
7. FOR REINFORCING IN CURTAIN WALL SEE CURTAIN WALL DETAILS THIS SHEET.

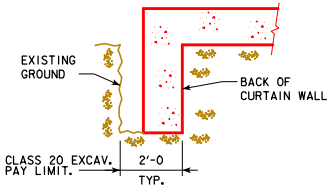

CURTAIN WALL
CLASS 20 EXCAVATION

12-2016
LATEST REVISION DATE

APPROVED BY BRIDGE ENGINEER

Iowa Department of Transportation
Highway Division

STANDARD DESIGN

TWIN REINFORCED CONCRETE BOX CULVERTS

APRIL, 2012

FLARED WING HEADWALLS
0° SKEW

TWH 0-2-12

REVISED 12-2016: ADDED CURTAIN WALL CLASS 20 EXCAVATION DETAIL.
ENGLISH_REDESIGNEDTWINCULVERTS.DGN - TWH 0-2-12 - THIS SHEET ISSUED 04-12.