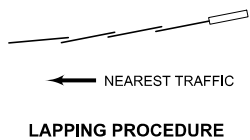
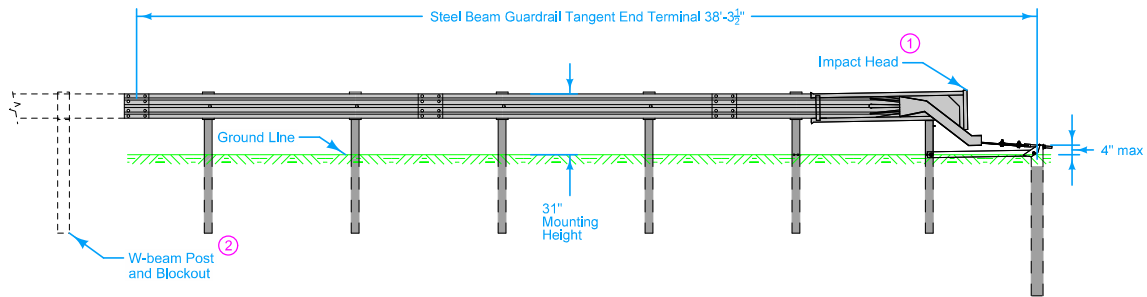
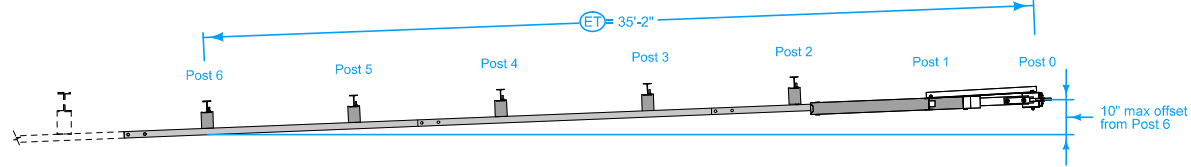


**DESIGNER
INFO**



Refer to Materials I.M. 455.02 for a list of approved sources.

Use materials meeting the respective manufacturer's specifications. Install end terminals according to the manufacturer's recommendations.

Note: at the Contractor's option, and at no cost to the Contracting Authority, alternate post designs developed by the manufacturer and accepted by the FHWA for use within the end terminal may be substituted for the post design shown. When such a substitution is made, provide the Engineer with three copies of the most current installation and maintenance manual for the alternate design.

- ① Cover entire face of impact head with alternating black and yellow striped adhesive sheeting meeting the following requirements:
 - Stripes are approximately 3 inches wide and slope down at a 45 degree angle toward the side on which traffic is to pass the end terminal.
 - Yellow stripes meet the retroreflectivity requirements for Type III or Type IV reflective sheeting.
- ② Refer to BA-200.

Possible Contract Item:
Steel Beam Guardrail Tangent End Terminal, BA-225

Possible Tabulation:
108-8A

	REVISION
	2 04-20-21
STANDARD ROAD PLAN	BA-225
SHEET 1 of 1	
REVISIONS: Modified note in PLAN view regarding max offset.	
APPROVED BY DESIGN METHODS ENGINEER	
STEEL BEAM GUARDRAIL TANGENT END TERMINAL (MASH TL-2)	