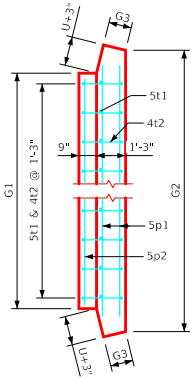

Plan

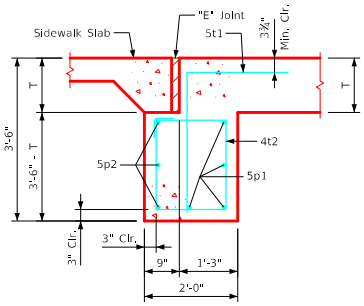

Section

Paving Notch Details

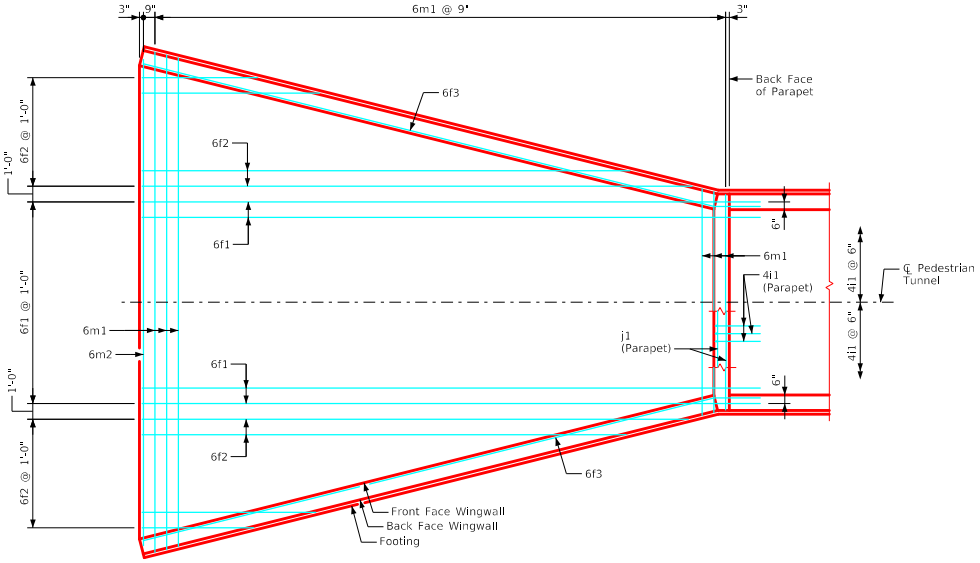

Plan View - Top of Apron Reinforcing Bars

(Paving Notch Not Shown for Clarity)

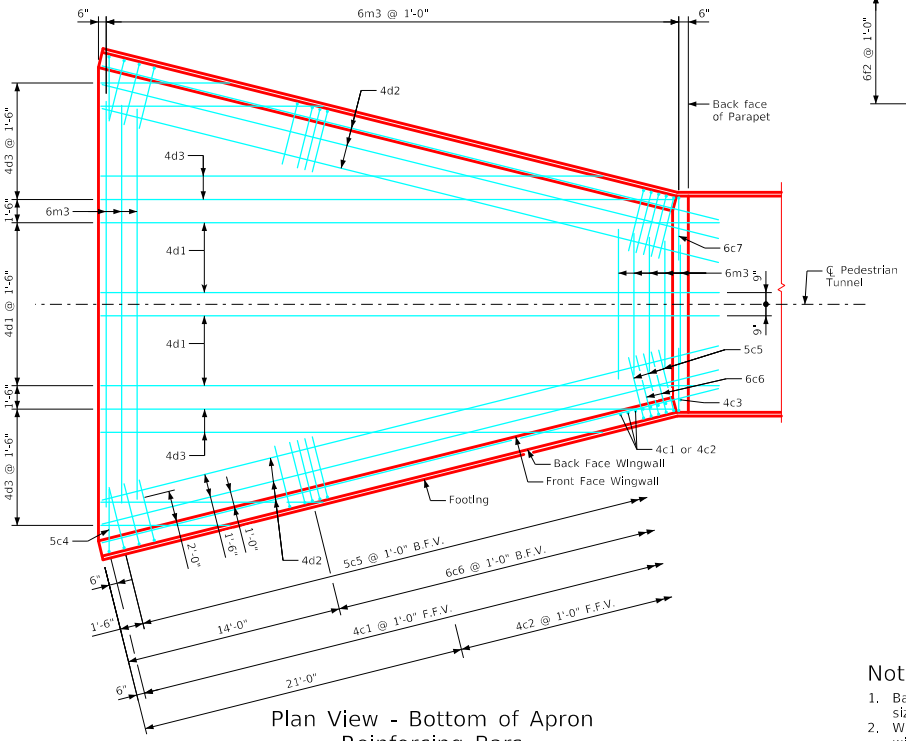

Plan View - Bottom of Apron Reinforcing Bars

(Paving Notch Not Shown for Clarity)

Class 20 Excavation for Paving Notch	
S x H	Quantity (CY)
14' x 12'-4"	9.8
12' x 12'-4"	9.3
12' x 11'-4"	8.9

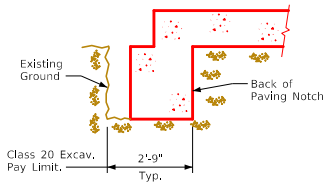

Paving Notch Class 20 Excavation

Notes:

1. Bar spacings and positions shown are similar for all sizes of headwalls in this standard.
2. Wingwall bars consistently referenced from end of wing for all headwalls.
3. For dimension table see Sheet PT-FWH 0-1-20.

LATEST REVISION DATE

APPROVED BY BRIDGE ENGINEER

IOWA DOT Highway Division

Cast-In-Place Standard Design - Walkways and Trails

Reinforced Concrete Pedestrian Tunnel

August, 2020

Flared Wing Headwalls

0° SKEW

PT-FWH 0-2-20