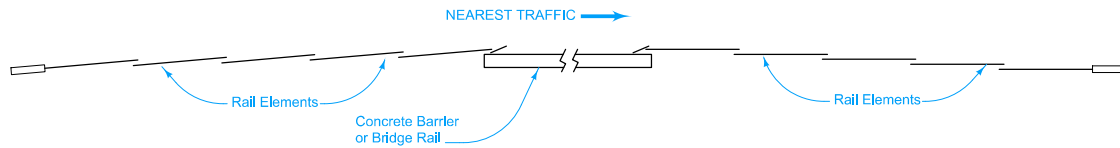
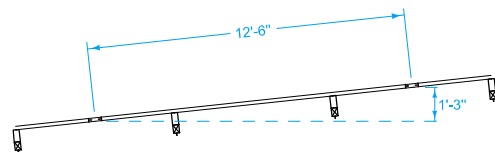


Install delineators and object markers according to [SI-211](#).
 For grading requirements, see [EW-301](#).
 For general guardrail details, see [BA-200](#).

- ① See [BA-221](#).
- ② See [BA-202](#) for connections to concrete barriers and bridge rail end sections.
- ③ See [BA-225](#).




LAPPING PROCEDURE



VARIABLE FLARE

Possible Contract Items:
 Steel Beam Guardrail
 Steel Beam Guardrail Barrier Transition Section, BA-221
 Steel Beam Guardrail End Anchor, Bolted
 Steel Beam Guardrail Tangent End Terminal, BA-225

Possible Tabulation:
 108-8A

IOWA DOT	REVISION	
	1	04-20-21
STANDARD ROAD PLAN		BA-260
		SHEET 1 of 1
REVISIONS: Removed circle note 4.		
 APPROVED BY DESIGN METHODS ENGINEER		
STEEL BEAM GUARDRAIL INSTALLATION AT CONCRETE BARRIER OR BRIDGE RAIL END SECTION (MASH TL-2)		