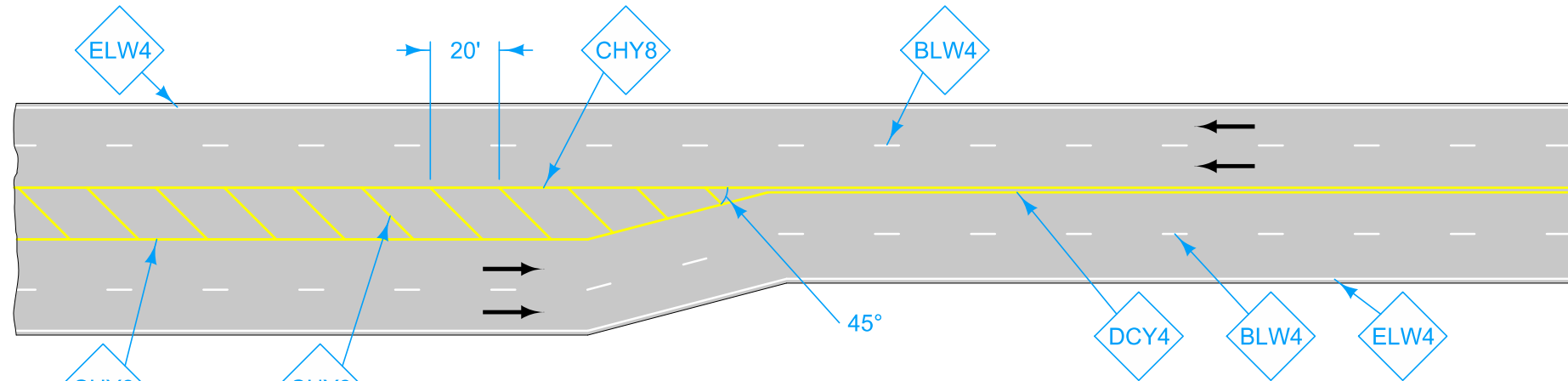
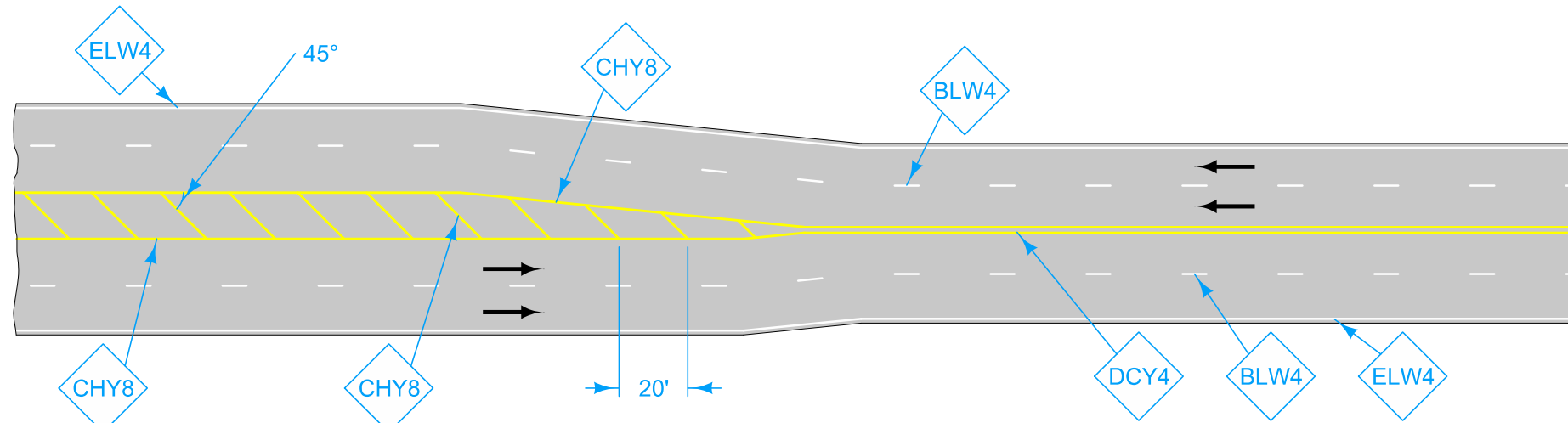


For line information, see [PM-110](#).



OFFSET ALL TO ONE SIDE



OFFSET SPLIT BETWEEN SIDES

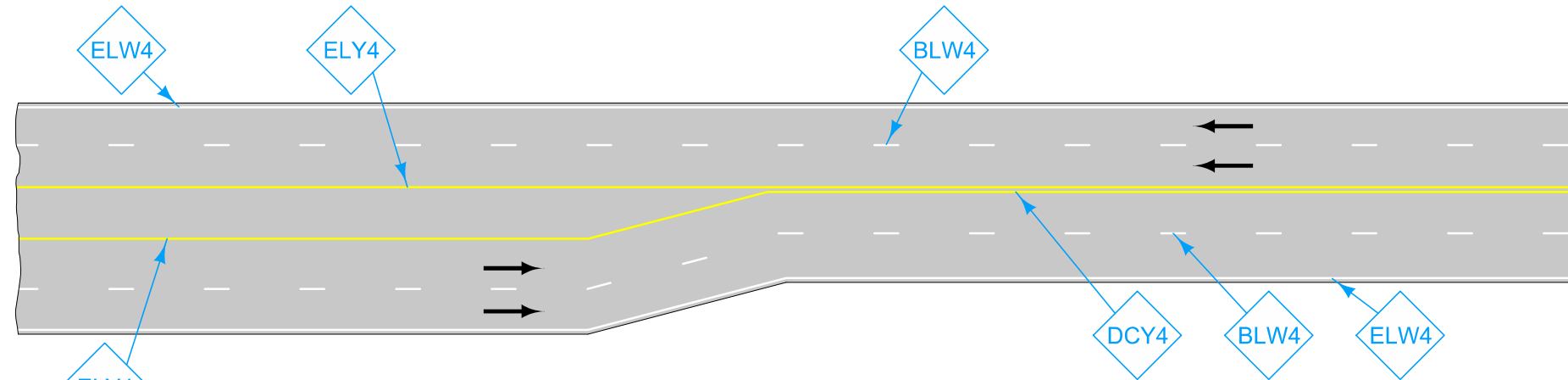
FLUSH MEDIANS

LEGEND			
←	Direction of Traffic	DCY4	Double Centerline (Yellow)
BLW4	Broken Lane Line (White)	ELW4	Edge Line Right (White)
CHY8	Channelizing Line (Yellow)		

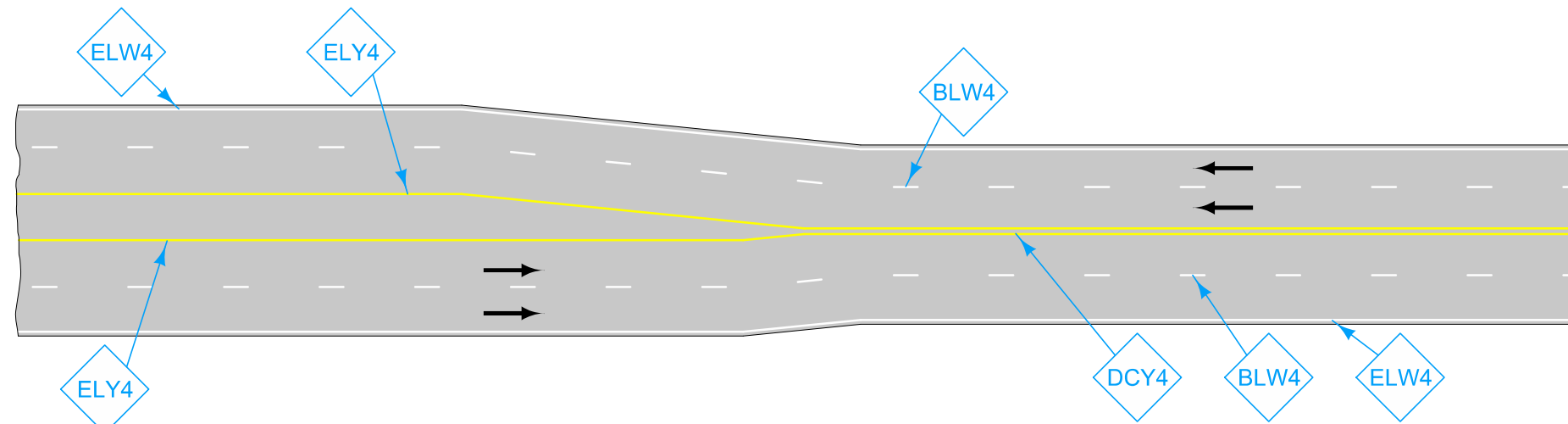
Possible Contract Item:
Pavement Marking Line Items

Possible Tabulation:
[108-22](#)

	REVISION
	3 10-19-21
STANDARD ROAD PLAN	PM-211
SHEET 1 of 2	
<small>REVISIONS: Changed SPY6 and STY6 line types to ELY4 on Sheet 2.</small>	
<small>APPROVED BY DESIGN METHODS ENGINEER</small>	
SEPARATION IN FOUR-LANE ROADWAY	



OFFSET ALL TO ONE SIDE



OFFSET SPLIT BETWEEN SIDES

RAISED MEDIANS

LEGEND	
←	Direction of Traffic
BLW4	Broken Lane Line (White)
DCY4	Double Centerline (Yellow)
ELW4	Edge Line Right (White)
ELY4	Edge Line Left (Yellow)

Paint the edge line along the taper and 50 feet of the parallel curbing. If the distance between edge lines is 100 feet or less, connect them.

	REVISION
	3 10-19-21
STANDARD ROAD PLAN	PM-211
SHEET 2 of 2	
<small>REVISIONS: Changed SPY6 and STY6 line types to ELY4 on Sheet 2.</small>	
<small>APPROVED BY DESIGN METHODS ENGINEER</small>	
SEPARATION IN FOUR-LANE ROADWAY	