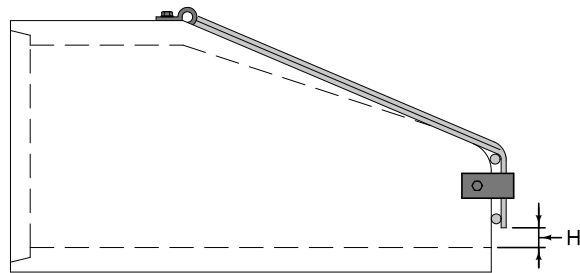
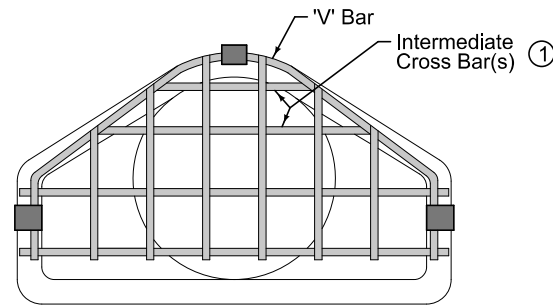


PLAN



PROFILE



FRONT


Provide guard dimensions to fit with type of apron provided. Ensure 'V' Bar completely rests on apron.

- ① All guards must include at least one intermediate cross bar. If pipe diameter, or equivalent diameter, is 60 inches or greater, use two intermediate cross bars equally spaced.

| ROUND | | ARCH | | ELLIPTICAL | |
|-----------|-----|---------------------|----|---------------------|----|
| PIPE SIZE | H | EQUIVALENT DIAMETER | H | EQUIVALENT DIAMETER | H |
| 12" | 2½" | 18" to 24" | 4" | 18" | 3" |
| 15" | 3" | 30" to 36" | 5" | 24" | 4" |
| 18" - 24" | 4" | 42" to 54" | 6" | 30" to 36" | 5" |
| 27" - 36" | 5" | 60" to 72" | 7" | 42" to 54" | 6" |
| 42" - 54" | 6" | | | 60" | 7" |
| 60" - 72" | 7" | | | | |
| 78" - 90" | 8" | | | | |

| BAR SIZES | | | | |
|------------|----------------------------|------------------|-----------|----------|
| | PIPE SIZE (DIA. or EQUIV.) | HOLE DIA. REQ'D. | BOLT DIA. | BAR SIZE |
| ROUND | 12" - 24" | ¾" | ⅝" | ¾" |
| | 27" - 48" | 7/8" | ¾" | 1" |
| | 54" - 90" | 1 1/8" | 1" | 1 1/4" |
| ARCH | up to 24" eq. | ¾" | ⅝" | ¾" |
| | 30" to 48" | 7/8" | ¾" | 1" |
| | 54" to 72" | 1 1/8" | 1" | 1 1/4" |
| ELLIPTICAL | up to 24" eq. | ¾" | ⅝" | ¾" |
| | 30" to 48" | 7/8" | ¾" | 1" |
| | 54" to 60" | 1 1/8" | 1" | 1 1/4" |

BOLT LENGTH = PIPE WALL THICKNESS + 2½"

| | |
|---|-----------------|
|  | REVISION |
| | New 10-18-16 |
| | 4030.224 |
| SUDAS Standard Specifications | |
| CONCRETE PIPE APRON GUARD | |

SHEET 1 of 1