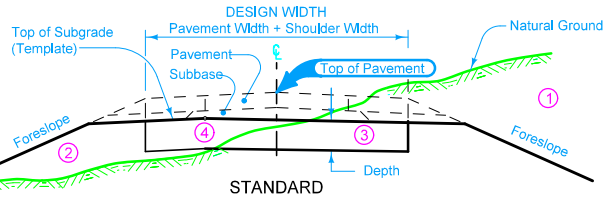


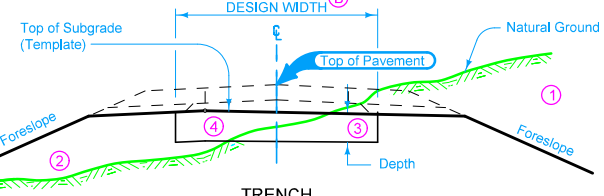
TYPE OF WORK	AREA NO.
Excavation	(1)
Embankment	(2)
Subgrade Treatment	(3)(4)



STANDARD
SUBGRADE TREATMENT

AREA NO.	TYPE OF ADJUSTMENTS TO TEMPLATE QUANTITY
(1)	None
(2)	None
(3)	+ Cut
(4)	- Fill

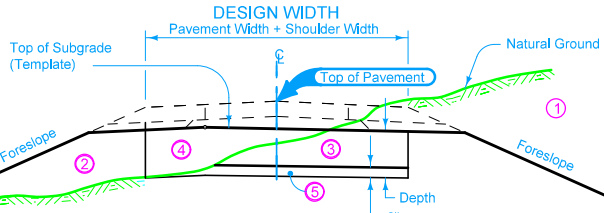
TYPE OF WORK	AREA NO.
Excavation	(1)
Embankment	(2)
Subgrade Treatment	(3)(4)



TRENCH
SUBGRADE TREATMENT

AREA NO.	TYPE OF ADJUSTMENTS TO TEMPLATE QUANTITY
(1)	None
(2)	None
(3)	+ Cut
(4)	- Fill

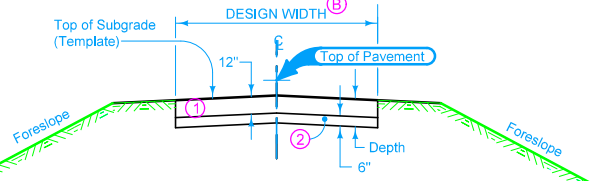
TYPE OF WORK	AREA NO.
Excavation	(1)(3)
Embankment	(2)(4)
M & D Embankment	(3)(4)
Scarify with M & D Embank.	(5)



MOISTURE CONTROL OR
MOISTURE AND DENSITY CONTROL

AREA NO.	TYPE OF ADJUSTMENTS TO TEMPLATE QUANTITY
(1)	None
(2)	None
(3)	+ Cut + Fill
(4)	None
(5)	None

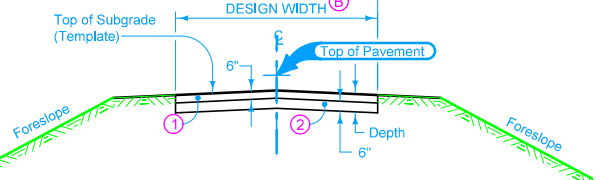
TYPE OF WORK	AREA NO.
Excavation	(1)
Scarify	(2)



TRENCH BOTTOM COMPACTION
(Existing Roadways)

AREA NO.	TYPE OF ADJUSTMENTS TO TEMPLATE QUANTITY
(1)	+ Cut + Fill
(2)	None

TYPE OF WORK	AREA NO.
Excavation	(1)
Scarify	(2)



SPECIAL COMPACTION
(Existing Roadway)

AREA NO.	TYPE OF ADJUSTMENTS TO TEMPLATE QUANTITY
(1)	None
(2)	None

The pay quantity for Subgrade Treatment will be in either tons or cubic yards. The volume will be based on specified depth, the treatment type, and includes the quantity for shrinkage.

The pay quantity for "Compaction with Moisture and Density Control" or "Compaction with Moisture Control" will be the absolute volume for the specified depth and subgrade width.

(B) Design width equals pavement width plus 3.0 feet on each side.

- Possible Contract Items:
- Compaction with Moisture and Density Control
 - Compaction with Moisture Control
 - Compacting Trench Bottom
 - Special Compaction of Subgrade

- Possible Tabulations:
- 103-1
 - 103-3
 - 103-6

	REVISION
	1 10-20-15
	EW-103
STANDARD ROAD PLAN	
SHEET 1 of 1	
REVISIONS: Replaced the DOT logo in the title block with the new version.	
 APPROVED BY DESIGN METHODS ENGINEER	
EMBANKMENT SUBGRADE TREATMENT, MOISTURE DENSITY CONTROL AND SPECIAL COMPACTION	