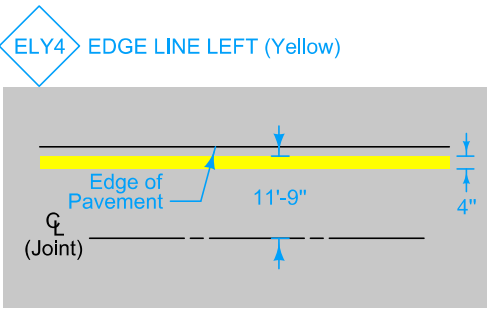
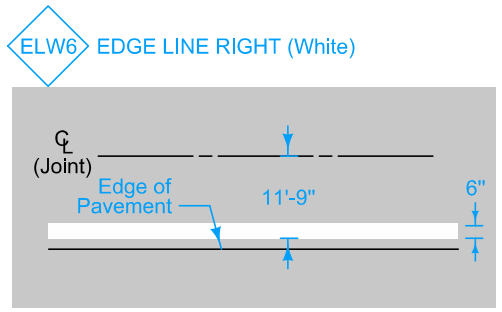
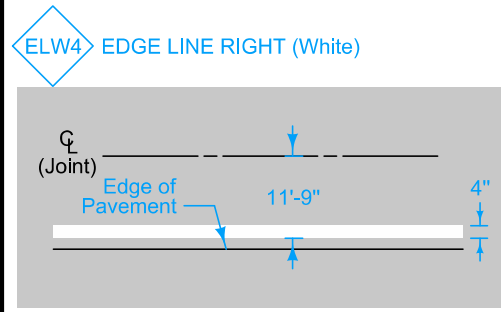
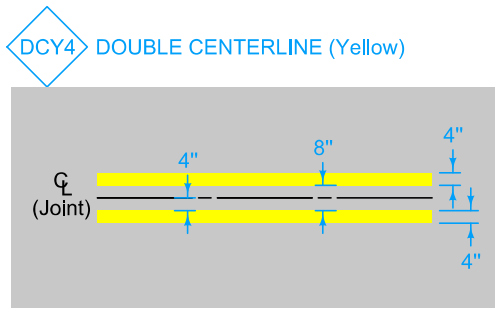
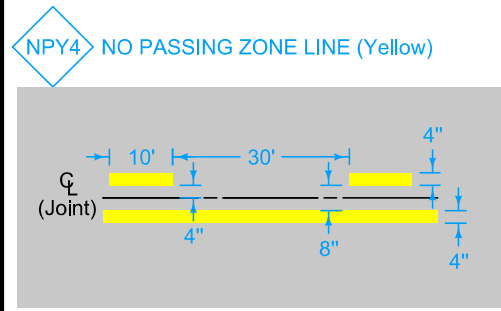
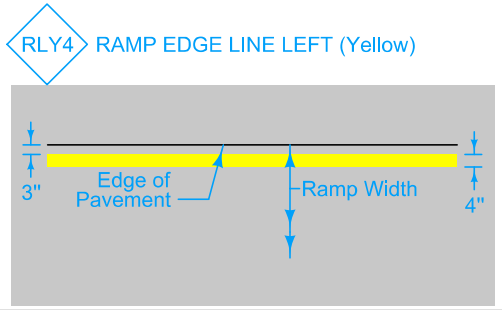
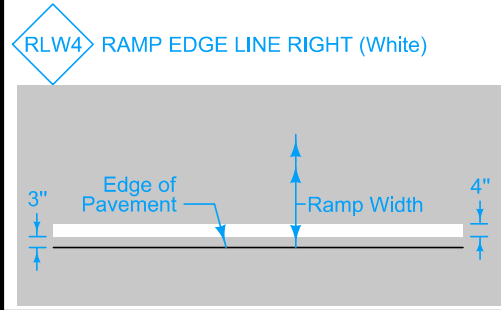


Lane layouts shown are typical.  
Centerlines and lane lines may be painted either side of centerline.  
Drawings on sheets 1 and 2 are oriented to represent direction of traffic moving from left to right.

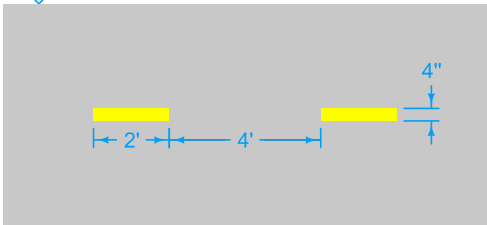


Possible Contract Item:  
Pavement Marking Line Items  
Possible Tabulation:  
108-22

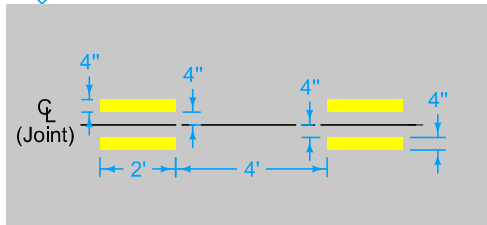


<b>IOWA DOT</b>	REVISION 3   04-21-20	
	PM-110	
STANDARD ROAD PLAN		SHEET 1 of 3
REVISIONS: Modified NPY4.		
<small>APPROVED BY DESIGN METHODS ENGINEER</small>		
LINE TYPES		

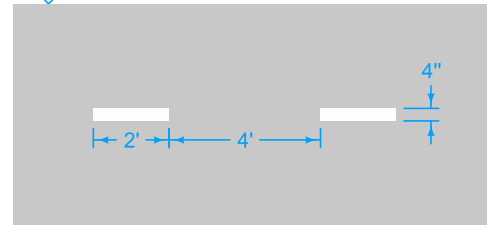
**DLY4** DOTTED LINE (Yellow)



**DDY4** DOUBLE DOTTED LINE (Yellow)



**DLW4** DOTTED LINE (White)



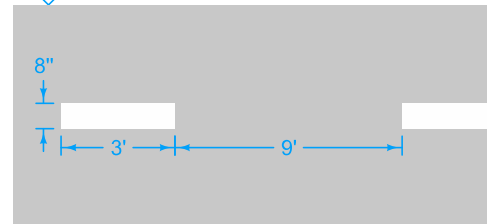
**CHY8** CHANNELIZING LINE (Yellow)



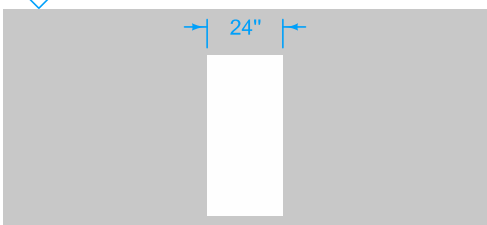
**CHW8** CHANNELIZING LINE (White)



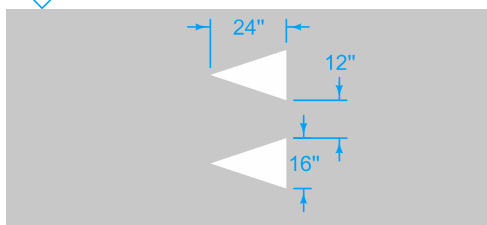
**LDW8** LANE DROP (White)



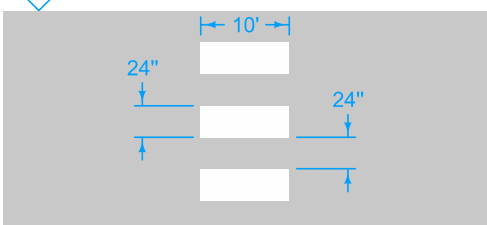
**SLW2** STOP LINE (White)



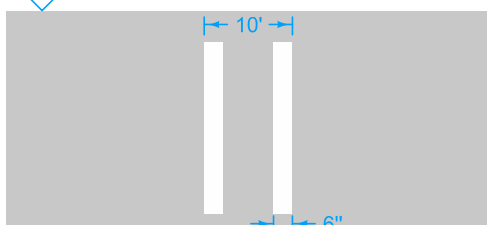
**YLW2** YIELD LINE (White)



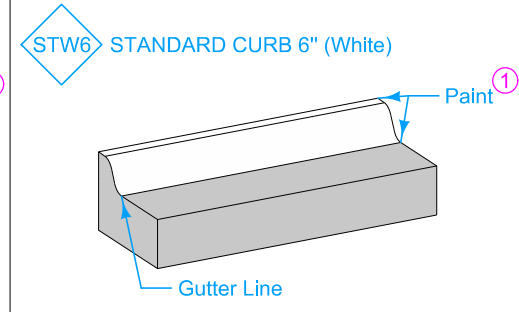
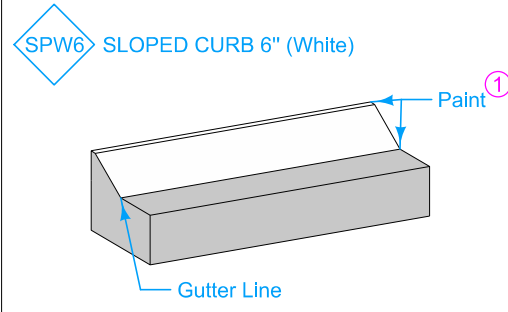
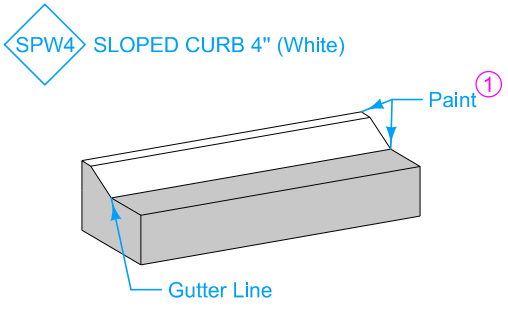
**CBW6** CROSSWALK BAR (White)



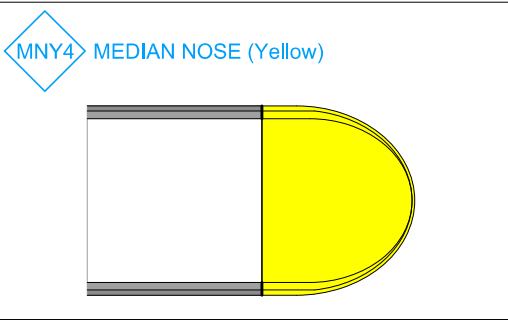
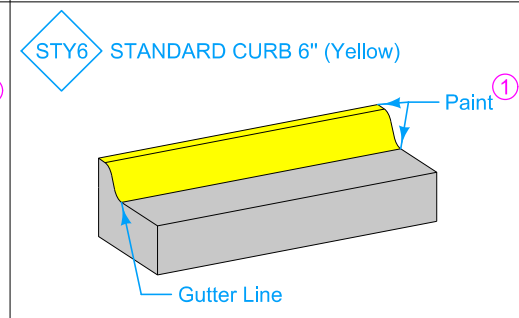
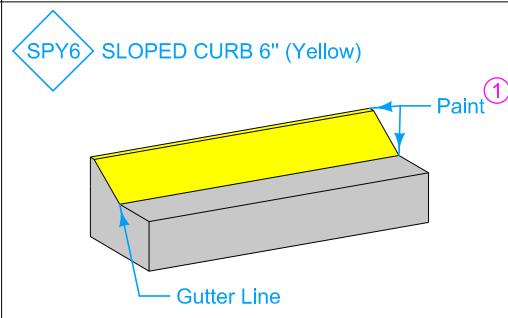
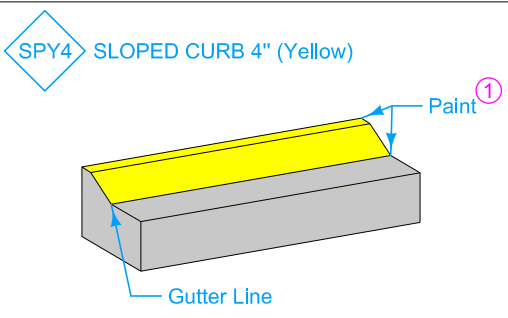
**CLW6** CROSSWALK LINE (White)



<b>IOWA DOT</b>	REVISION	
	3	04-21-20
<b>STANDARD ROAD PLAN</b>	<b>PM-110</b>	
REVISIONS: Modified NPV4.	SHEET 2 of 3	
APPROVED BY DESIGN METHODS ENGINEER		
<b>LINE TYPES</b>		



① Apply paint from back of curb to gutter line.



	REVISION
	3   04-21-20
<b>STANDARD ROAD PLAN</b>	<b>PM-110</b>
REVISIONS: Modified NPV4.	SHEET 3 of 3
APPROVED BY DESIGN METHODS ENGINEER	
<b>LINE TYPES</b>	