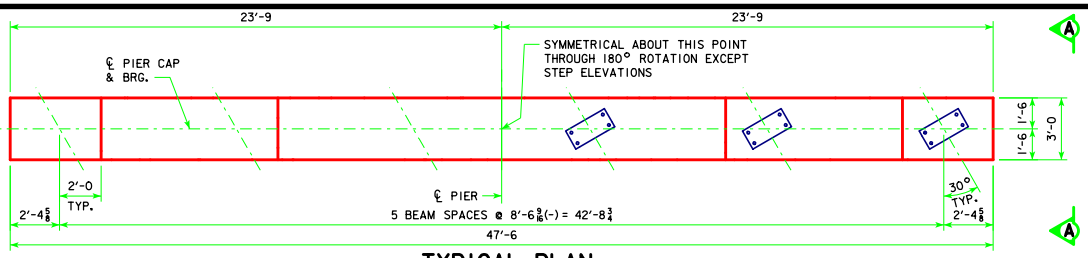

TYPICAL PLAN

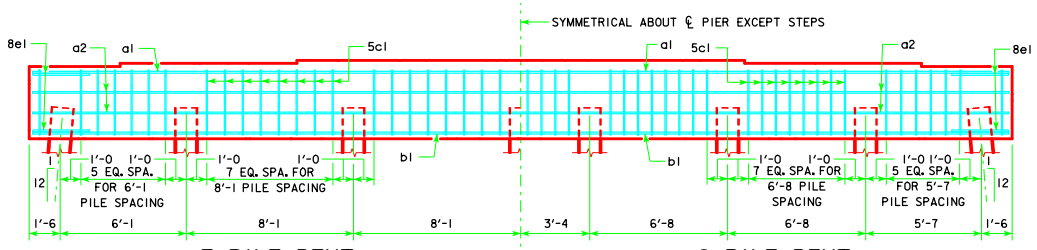

7 PILE BENT

8 PILE BENT

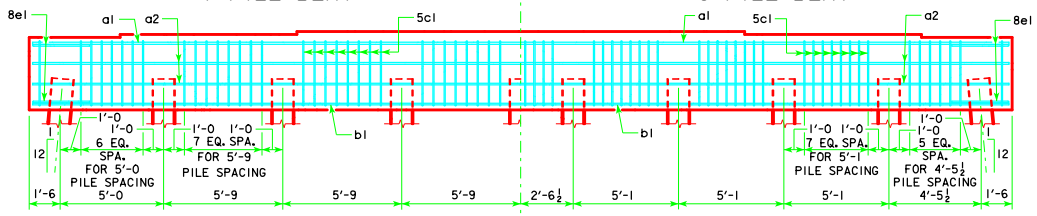

9 PILE BENT

10 PILE BENT

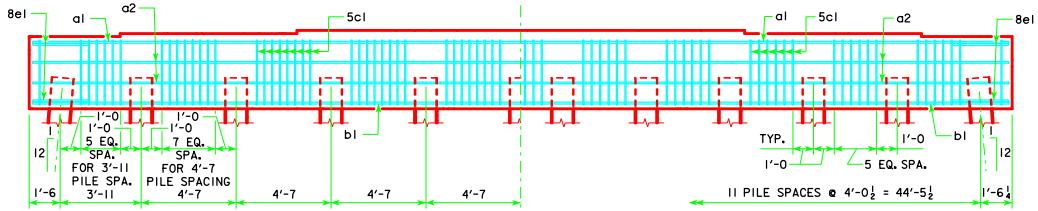

11 PILE BENT

12 PILE BENT

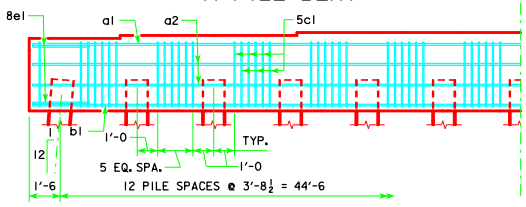

13 PILE BENT

NOTE:
THE HEIGHT OF THE STEPS ON THE BRIDGE SEAT IS EQUAL TO THE DIFFERENCE IN ELEVATIONS OF THE TOP OF SLAB AT ADJACENT BEAMS ALONG ℄ PIER.
ANCHOR BOLTS REQUIRED FOR FIXED PIER BEARINGS ONLY. FOR BOLT AND BEARING SIZES, SEE RS40-093-14, RS40-094-14 OR RS40-095-14.

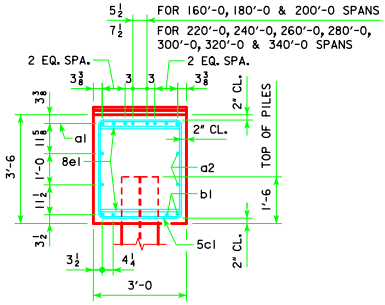

VIEW A-A

FOR 7, 8, 9, 10, 11, 12 & 13 PILE BENTS

LATEST REVISION DATE

APPROVED BY BRIDGE ENGINEER

IOWADOT Highway Division

STANDARD DESIGN - 40' ROADWAY, 3 SPAN BRIDGES

ROLLED STEEL BEAM BRIDGES

OCTOBER, 2014

PILE BENT PIERS HP14 PILES

30° SKEW

RS40-110-14