This alternate method eliminates the need for boxouts at intakes. It requires the contractor to pave through the insert area and special shape the pavement to drain into the intake. Special shaping and reinforcement of insert area shall be included with price bid for P.C. Concrete Pavement. The intake well must be in place and the paver supported as it crosses over the intake well.

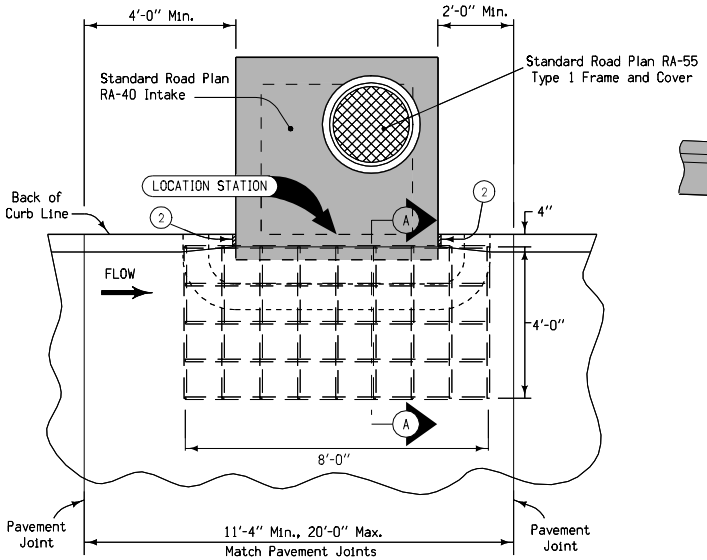

PLAN VIEW

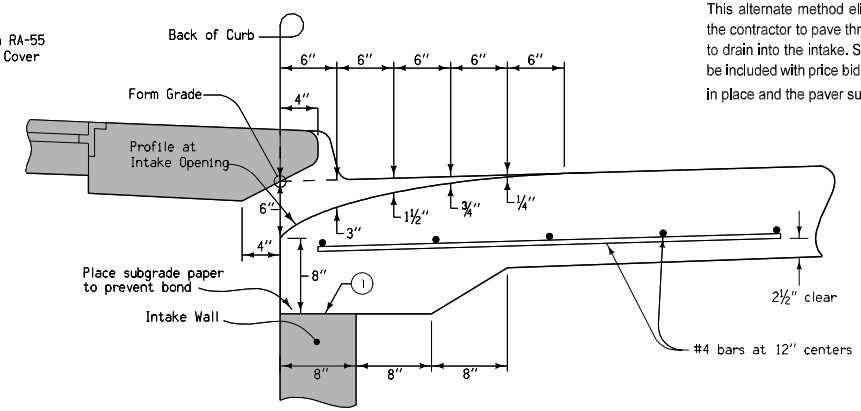

SECTION A-A
(INSERT AREA)

1. Pavement shall rest on front wall of intake a minimum of 4 inches.
2. Use a 2 inch thick resilient joint filler between the curb and intake top.
3. Form used as a guide for shaping.

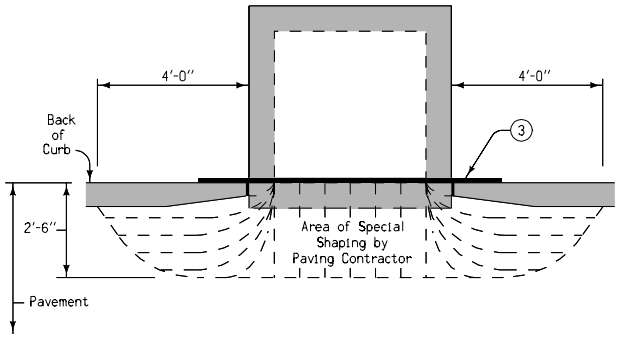

SPECIAL SHAPING of INTAKE THROAT
PLAN VIEW

REINFORCING BAR LIST				
Type	Size	Number of Bars	Length	WT. (lbs.)
RA-40	4	14	76'	51
RA-43	4	18	112'	75

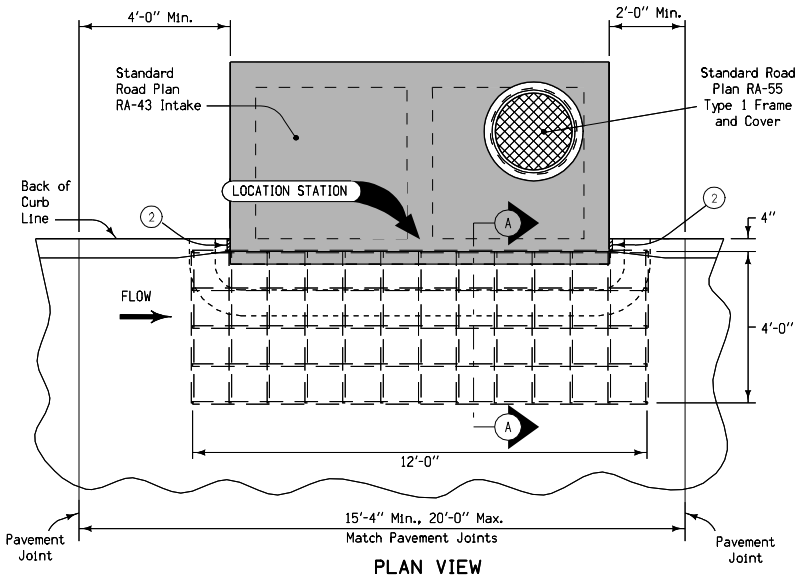

PLAN VIEW

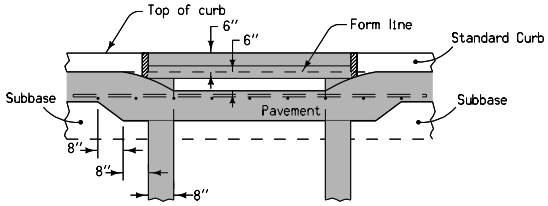

SPECIAL SHAPING of INTAKE THROAT
ELEVATION VIEW

Iowa Department of Transportation
Highway Division

STANDARD ROAD PLAN | **RA-71**

REVISION: NEW.

REVISION NO. NEW

REVISION DATE 04-19-05

William J. Stein
APPROVED BY DESIGN METHODS ENGINEER

ALTERNATE CONSTRUCTION METHOD
(RA-40 AND RA-43 INTAKE)