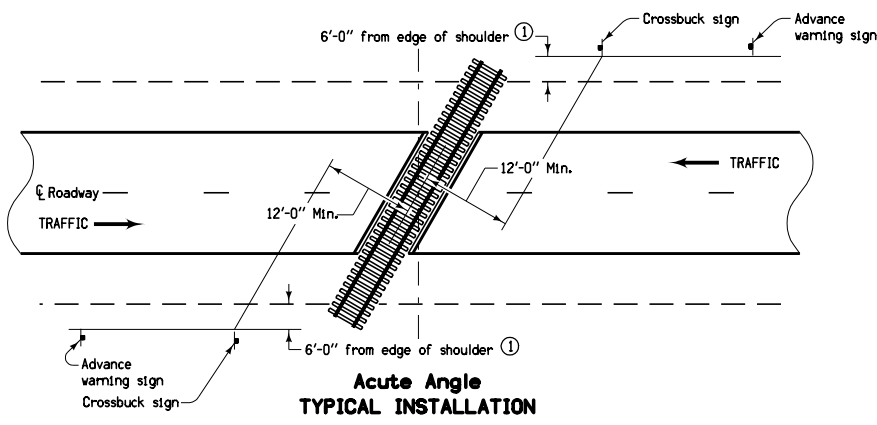
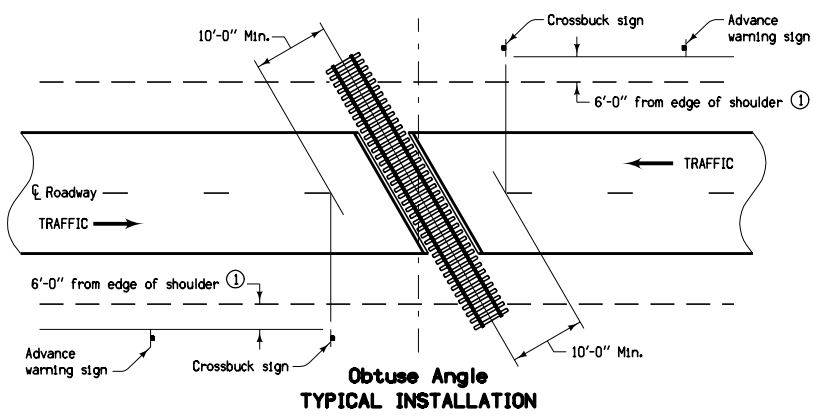
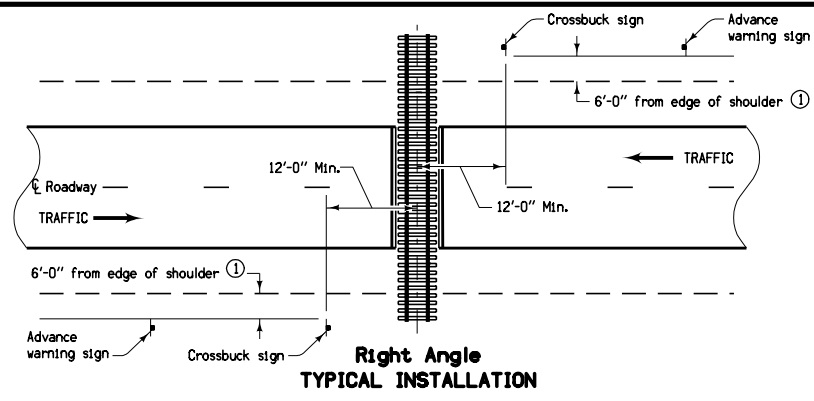


**CROSSBUCK
RAILROAD CROSSING SIGN**



Installation details are typical for the types of crossings shown. Sign locations are measured with respect to the nearest track for multiple track crossings.

Precise details of sign construction and installation shall be in conformance with the requirements of the current "Manual on Uniform Traffic Control Device" (MUTCD).

Sign installation at a crossing shall ordinarily consist of two "Crossbuck" signs and two "Railroad Advance Sign". One each of these signs shall be used as specified at each side of the crossing.

- ① Minimum lateral clearance is 6 feet from the edge of the highway shoulder but not less than 12 feet from the edge of the traveled way in rural areas, and 2 feet from the face of the curb in urban areas.
- ② Height may be varied as required by local conditions.

<p>Iowa Department of Transportation</p> <p>STANDARD ROAD PLAN</p> <p>REVISIONS: Added retroreflective strip to front and back.</p> <p style="text-align: right;"><i>Deanna Macfild</i> APPROVED BY DESIGN METHODS ENGINEER</p>	REVISION 8 04-15-08
	RD-5 SHEET 1 of 1
	RAILROAD CROSSING SIGN (CROSSBUCK)