

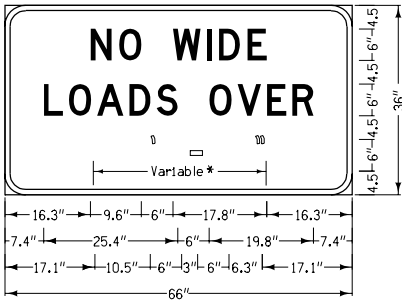
RW\_MILE2; 9.0" Radius, 2.0" Border, Black on Orange;  
 (RESTRICTED) D; (WIDTH) D; (XX' - X') D; (X) D; (MILES) D;  
 Table of letter and object lefts.

R	E	S	T	R	I	C	T	E	D
11.1	18.4	24.7	31.6	38.0	45.3	48.4	54.8	61.1	67.5

W	I	D	T	H
26.9	35.4	38.5	45.4	51.8

X	X	.	-	X	.
21.4	28.3	34.2	43.4	55.4	61.3

X	M	I	L	E	S
20.7	34.0	42.1	45.2	51.6	58.0

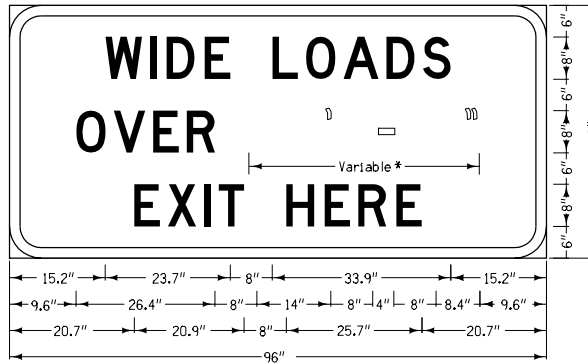


RW\_RAMP1;  
 4.0" Radius, 1.0" Border, Black on Orange;  
 (NO WIDE) D; (LOADS OVER) D; (XX' - X') D;  
 Table of letter and object lefts.

N	O	W	I	D	E
16.3	21.7	31.9	38.3	40.6	46.1

L	O	A	D	S	O	V	E	R
7.4	12.2	17.5	23.6	28.8	38.8	44.2	49.8	54.6

X	X	.	-	X	.	
17.1	22.3	26.7	33.6	42.6	47.0	48.0

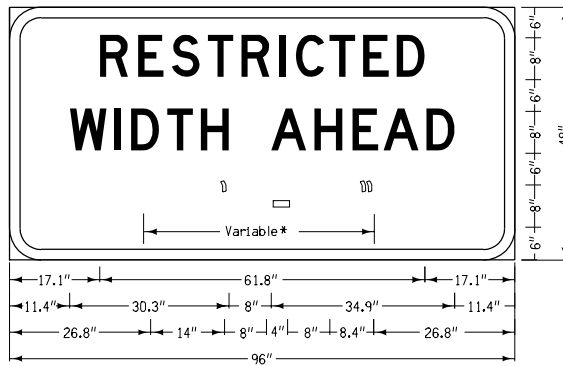


RW\_EXIT2; 6.0" Radius, 2.0" Border, Black on Orange;  
 (WIDE LOADS) D; (OVER XX' - X') D; (EXIT HERE) D;  
 Table of letter and object lefts.

W	I	D	E	L	O	A	D	S
18.2	26.7	29.8	37.0	49.9	56.3	63.4	71.6	78.5

O	V	E	R	X	X	.	-	X	.	
12.6	19.8	27.3	33.6	47.0	53.9	59.8	69.0	81.0	86.9	88.1

E	X	I	T	H	E	R	E
23.7	30.1	36.9	39.7	52.6	59.8	66.2	73.4



RW\_AHEAD2; 6.0" Radius, 2.0" Border, Black on Orange;  
 (RESTRICTED) D; (WIDTH AHEAD) D; (XX' - X') D;  
 Table of letter and object lefts.

R	E	S	T	R	I	C	T	E	D
17.1	24.4	30.7	37.6	44.0	51.3	54.4	60.8	67.1	73.5

W	I	D	T	H	A	H	E	A	D
11.4	19.9	23.1	29.9	36.3	49.7	57.9	65.1	71.0	79.2

X	X	.	-	X	.	
26.8	33.7	39.6	48.8	60.8	66.7	67.9

GENERAL NOTES:

The Contractor will furnish and install all signs and posts required for the signing indicated on this sheet and remove them when the project is completed. These signs and posts will remain the property of the Contractor.

All costs for labor and materials shall be considered incidental to the bid item for traffic control.

\* Variable dimensions as determined by Engineer.

<b>STANDARD ROAD PLAN RD-63</b>	
REVISION: NEW.	REVISION NO. NEW
<small>APPROVED BY DESIGN METHODS ENGINEER</small>	
<b>RESTRICTED WIDTH SIGNS          (FREEWAY &amp; EXPRESSWAY)</b>	