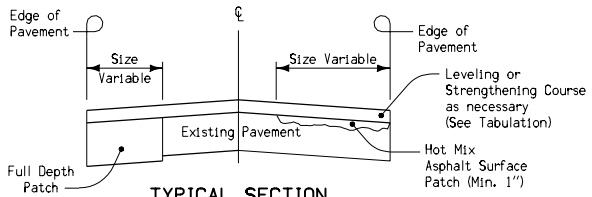
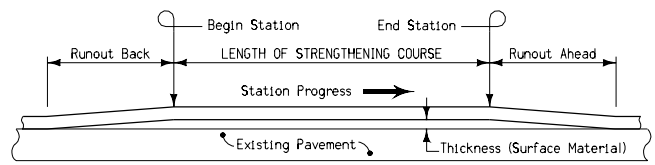


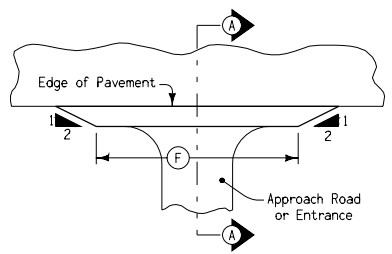
TYPICAL LEVELING COURSE
(See Tabulation for Location)



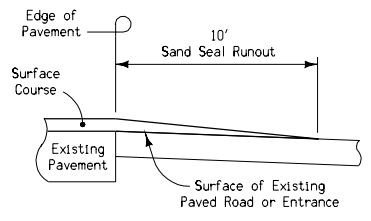
TYPICAL SECTION FULL DEPTH AND SURFACE PATCHES



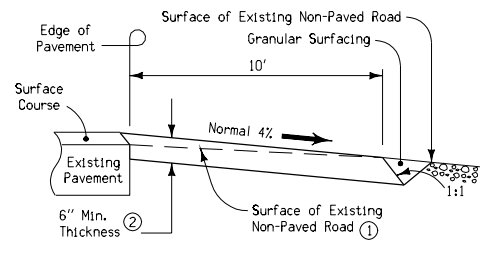
TYPICAL STRENGTHENING COURSE
(See Tabulation for Location)



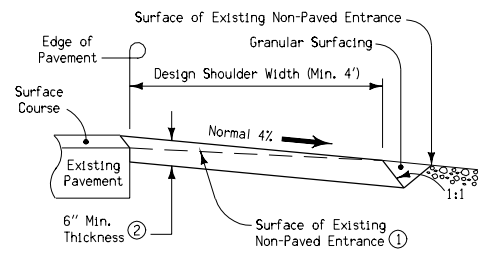
TYPICAL PLAN FOR FILLET AT ENTRANCE OR INTERSECTING ROAD



SECTION A-A (WEDGE SHAPED FILLET)



SECTION A-A (FULL THICKNESS FILLET - NON-PAVED ROAD)



SECTION A-A (FULL THICKNESS FILLET - NON-PAVED ENTRANCE)

NORMAL FILLET SIZES	
TYPE OF ACCESS	(F) Min. - ft.
Residential Entrance	40
Farm Entrance	60
Commercial Entrance	80
Non-Paved Road	100
Paved Road	Variable*

* See layout drawing for details of construction of special areas.

GENERAL NOTES:

Refer to typical cross sections of the project for detail data as to exact course dimensions and other construction requirements.

Refer to tabular listing for location and other details of runouts.

Unless otherwise specifically noted, full runout for HMA resurfacing shall be at the rate of 50' of length for each 1" of resurfacing thickness. Place subgrade paper, burlap or similar material over adjacent surfaces in areas of runout wedges to facilitate removal of wedges where subsequent future resurfacing is anticipated. Temporary runout shall be at the rate of 10' length for each 1" of resurfacing thickness.

Design Weight = 145 lbs. per cubic foot

Tack Coat = 0.05 gallons per square yard

For quantitative purposes, it is estimated that 2 applications are necessary.

Sand seal shall be constructed in accordance with current Standard Specification for Hot Mix Asphalt Mixtures.

Wedge shaped fillets of HMA shall be constructed at all paved entrances and paved intersecting roads. Full thickness fillets shall be constructed at all non-paved residential and commercial entrances and non-paved public roads.

Fillet sizes as listed in the table are recommended and shall be used for design and estimating purposes. The Engineer shall establish the length and width of each individual fillet to accommodate conditions at the site.

- Special shaping of existing surface prior to placement of fillet may be required by the Engineer and shall be considered incidental to other work on the project.
- For existing fillets at non-paved roads and entrances, a wedge shaped fillet matching the thickness of the resurfacing should be constructed.

STANDARD ROAD PLAN	
RG-6	
REVISION: Change ACC to HMA	REVISION NO. 11
<i>William J. Altan</i> APPROVED BY DESIGN METHODS ENGINEER	REVISION DATE 10-02-01
DETAILS FOR HOT MIX ASPHALT RESURFACING (SINGLE COURSE)	