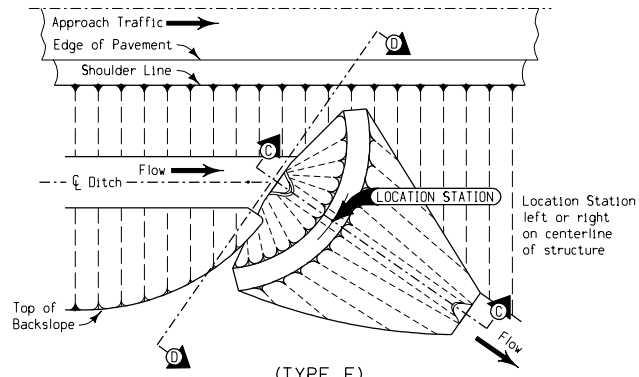


(TYPE M AND G)  
TYPICAL PLAN FOR DITCH BLOCK (DIKE)



(TYPE F)  
TYPICAL PLAN FOR DIKE AT LETDOWN STRUCTURES

GENERAL NOTES:

Dikes of the types indicated hereon shall be constructed essentially as shown. Some variation will be allowed to adapt to local conditions when necessary.

Type F dike for letdown structures may vary in length and plan in different locations. Ends of dikes shall ordinarily tie into natural ground at the elevation of top of dike.

Refer to detail road plans and tabulation of drainage structures for exact information on location, top elevation, shape, or any variation from this plan for dikes.

Construction of dikes shall be coordinated with project provisions for erosion control as directed by the Engineer.

Necessary material for construction of dikes is included in "Estimate of Quantities" for excavation.

Price bid for "Excavation of the class specified" shall be full compensation for construction of dikes as indicated hereon in accordance with current Standard and Supplemental Specifications.

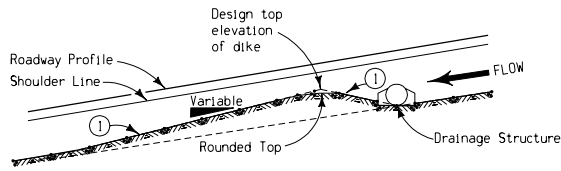
DESCRIPTION OF DIKES

Type M - Normal ditch block for medians or roadway side ditches.

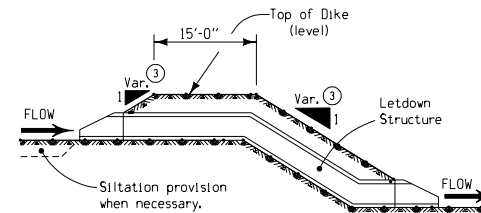
Type G - Ditch block using established ditch grades. For median or side ditches.

Type F - Dike for letdowns or other structures away from roadway area. Refer to project plans for details.

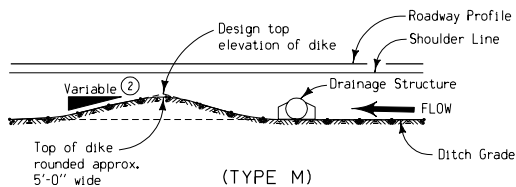
- ① Design Ditch Grade to accomplish purpose of Ditch Block. Maximum slope approximately 10:1 relative to roadway grade.
- ② Dike slope shall not be greater than 10:1.
- ③ Any portion of dike constructed within 50' of edge of roadway with approaching traffic shall be 8:1 slope relative to approach roadway. Any portion of dike beyond 50' from edge of roadway may vary from 8:1 to a maximum of 2.5:1 at 100' from roadway.
- ④ Shall be 18" unless specified otherwise



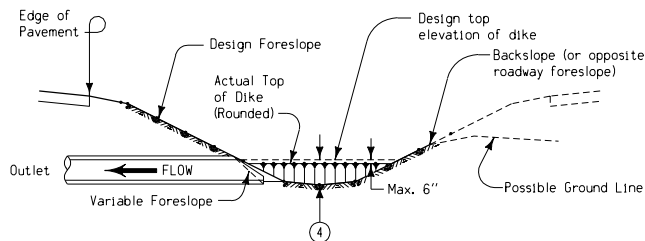
(TYPE G)  
TYPICAL SECTION A-A



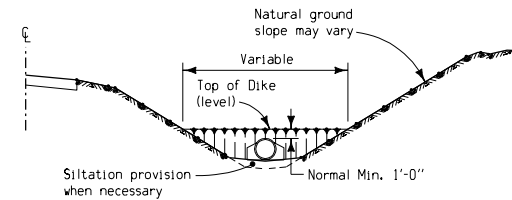
(TYPE F)  
TYPICAL SECTION C-C



(TYPE M)  
TYPICAL SECTION A-A



(TYPE M AND G)  
TYPICAL SECTION B-B



(TYPE F)  
TYPICAL SECTION D-D

Iowa Department of Transportation Project Development Division	
<b>STANDARD ROAD PLAN</b>	<b>RL-4</b>
REVISION: Redrawn in CAD.	REVISION NO. 5
APPROVED BY: <i>Jay C. Christ</i> 05-24-99 DESIGN METHODS ENGINEER	REVISION DATE 09-21-99
DITCH BLOCKS AND DIKES	