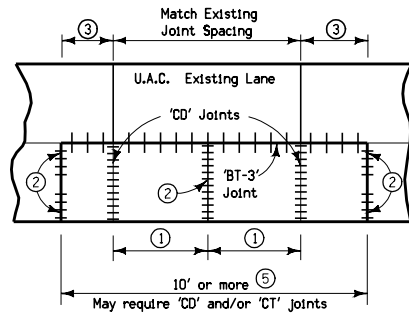
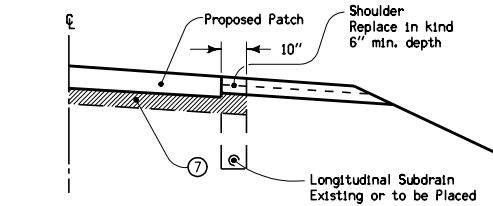


ONE LANE WIDTH PATCH



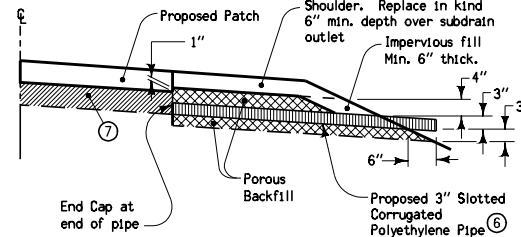
ONE LANE WIDTH PATCH



GRANULAR SUBBASE AND SUBDRAIN

(WHEN REQUIRED BY PLAN)

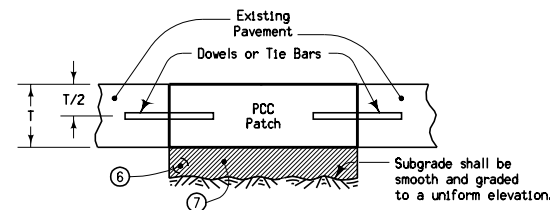
IF LONGITUDINAL SUBDRAIN IS PRESENT OR IS TO BE PLACED



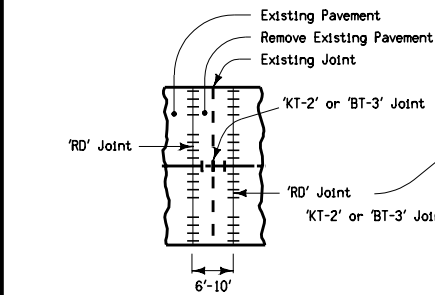
GRANULAR SUBBASE AND SUBDRAIN

(WHEN REQUIRED BY PLAN)

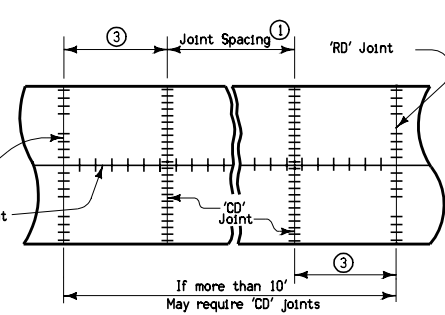
WITHOUT LONGITUDINAL SUBDRAIN



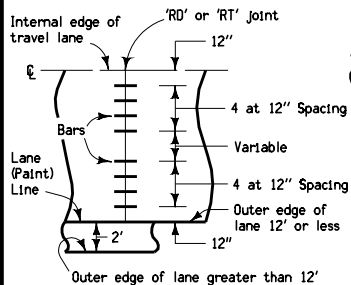
LONGITUDINAL SECTION THRU PATCH



FULL ROADWAY WIDTH PATCH



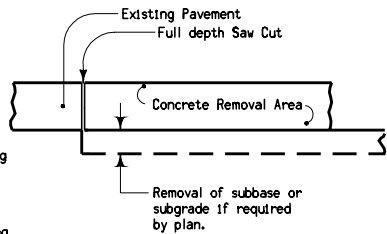
FULL ROADWAY WIDTH PATCH



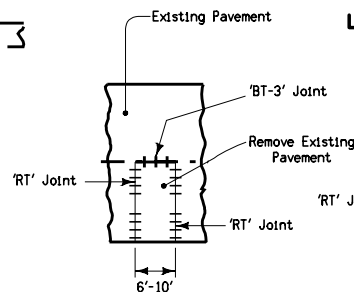
DETAIL FOR 'RT' OR 'RD' JOINT BAR SPACING

TYPICAL HALF PLAN

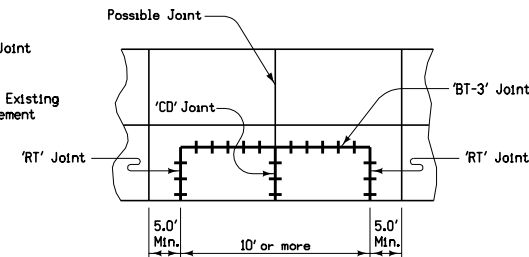
For interior lanes, place first bar 12" from edge of lane (slab).



PAVEMENT REMOVAL DETAILS



ONE LANE PATCH (NO OPPOSING JOINT)



PARTIAL LANE WIDTH PATCH

Refer to Standard Road Plans RH-50 and RH-51 for details of joint construction.

All patches shall be rectangular even when existing pavement joints are skewed.

- Joint spacing 10 ft. minimum, 20 ft. maximum, 15 ft. optimum.
- If there is no existing joint or crack in the adjacent pavement, place a 'CT' joint. If there is an existing joint or crack in the adjacent pavement, place a 'CD' joint at the same transverse location. 'CT' joints shall be sawed and not sealed.
- New 'CD' joint must be a minimum 5 ft. from the patch end.
- The joint shall not be sawed or sealed. Place 1/2" preformed joint material between patch and concrete in adjacent lane.
- If one lane patch exceeds 50 ft., both lanes should be considered for patching.
- If longitudinal subdrain (shoulder) is not to be placed or if not present on side of roadway to be patched, then place proposed 3 inch slotted corrugated pipe at low end of patch.
- 6 inches granular subbase if required by plan. When placed, granular subbase should extend over longitudinal subdrain, if present.

| BAR SIZE TABLE | | | |
|---------------------------------|--------------|-----------|-------------|
| Existing PCC Pavement Thickness | Less than 8" | 8" to 10" | 10" or More |
| DOWEL SIZE | 3/4" | 1 1/4" | 1 1/2" |
| TIE BAR SIZE | #6 | #10 | #11 |

Iowa Department of Transportation

REVISION 3 10-16-07

STANDARD ROAD PLAN

RR-4

SHEET 1 of 1

REVISIONS: Minor change in notes and joints specified.

Deanna Macfield
APPROVED BY DESIGN METHODS ENGINEER

FULL DEPTH PCC PATCH WITH DOWELS (EXISTING NON-COMPOSITE PAVEMENT)