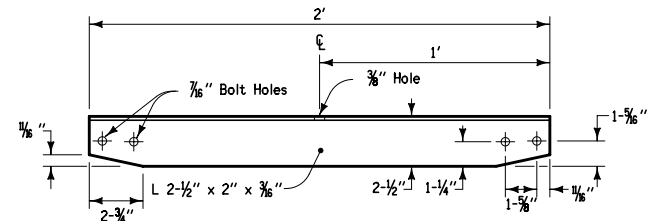


Right side. Left side is mirror image.

BRACKET DETAIL



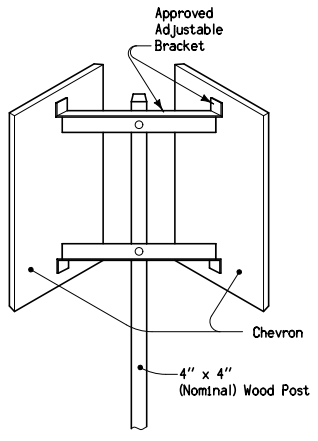
BRACE DETAIL

To be effective, Chevron Alignment signs should be visible for at least 500 feet. The Chevrons should be attached to the adjustable bracket at an angle so headlight beams are not reflected back into the driver's eye. Trial runs at night may be desirable to determine final positioning.

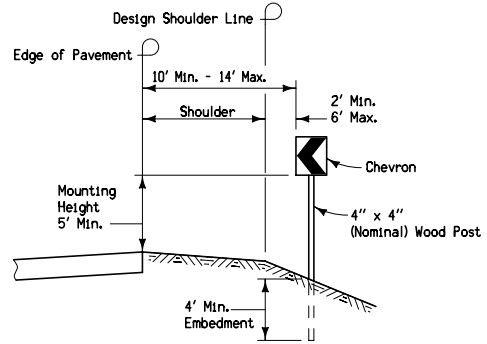
The adjustable bracket shall be furnished in all aluminum or all galvanized steel products. All bolts shall include locking devices.

The price bid for "Guidance Marker, Chevron W1-8 (Special)" shall include furnishing and installing wood post, approved mounting bracket assembly, chevrons and all work necessary to install as shown.

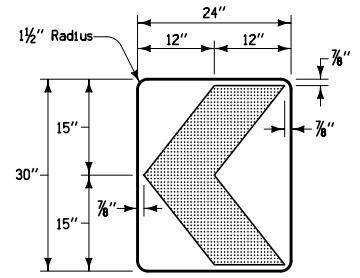
(1) Adjust chevron locations as necessary to meet (S) as near as possible.



BACK VIEW OF CHEVRON INSTALLATION



TYPICAL SECTION



CHEVRON ALIGNMENT SIGN (W1-8)

Colors: Chevron - Black (non-reflective)
Background - Yellow (reflective)

Contract Item:
Guidance Marker, Chevron W1-8 (Special)

Tabulation: 108-34

 Iowa Department of Transportation	REVISION NEW 04-21-09
	SI-175 SHEET 1 of 1
REVISIONS: New.	
<i>Deanna Mailfield</i> APPROVED BY DESIGN METHODS ENGINEER	
CHEVRONS	