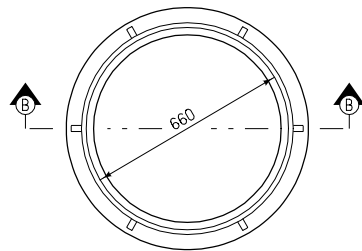
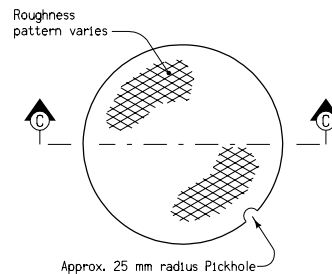


PLAN OF FRAME

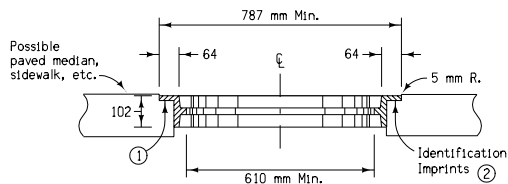


PLAN OF FRAME



PLAN OF COVER TOP

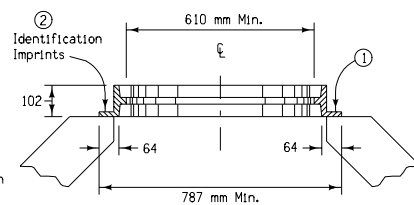
- ① Flange thickness 16 millimeters minimum.
- ② An identification imprint "Iowa DOT RA-55" shall be placed on each frame and cover.



SECTION A-A

TYPE 1 FRAME

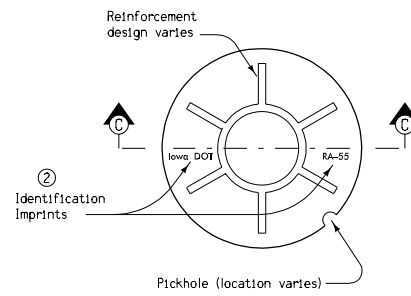
SLAB TYPE FOR CAST UTILITY ACCESSSES



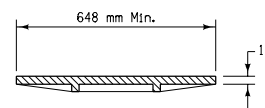
SECTION B-B

TYPE 2 FRAME

NECK BEARING TYPE FOR BUILT-UP UTILITY ACCESSSES



PLAN OF COVER BOTTOM



SECTION C-C

COVER DETAILS

Minimum Mass	
Frame	Cover
48 kg	39 kg

All dimensions given in millimeters unless noted.

M METRIC VERSION	Iowa Department of Transportation Highway Division	
	STANDARD ROAD PLAN RA-55	
	REVISION: Add Circle Note 2 and Change Title.	REVISION NO. 2
		REVISION DATE 10-19-04
	APPROVED BY DESIGN METHODS ENGINEER	
CAST UTILITY ACCESS COVERS - LIGHT (NOT SUBJECT TO ROADWAY TRAFFIC)		