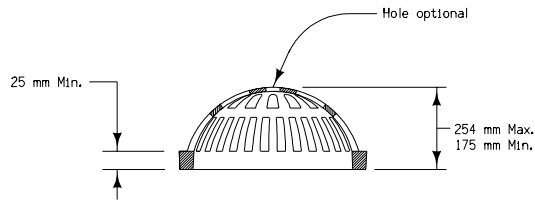
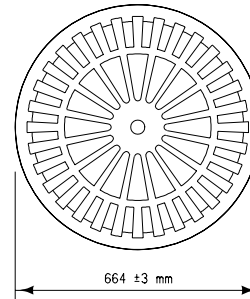
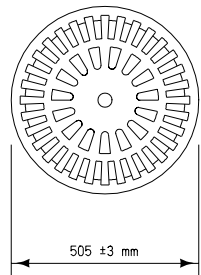


SECTION B-B

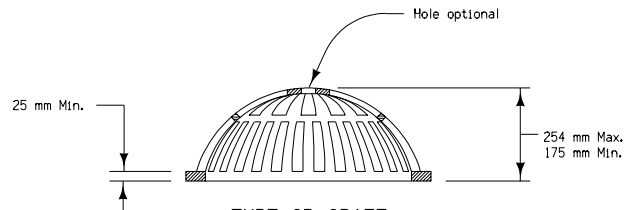


SECTION A-A

TYPE 1 GRATE
Minimum Mass = 82 kg



TYPE 3A GRATE
FOR PLACEMENT ON 450 mm PIPE
Minimum Mass = 34 kg
Minimum Number of Ribs = 16



TYPE 3B GRATE
FOR PLACEMENT ON 600 mm PIPE
Minimum Mass = 50 kg
Minimum Number of Ribs = 20

All dimensions given in millimeters unless noted.

M METRIC VERSION		
	STANDARD ROAD PLAN RA-66A	
	REVISION: Show 102 mm to 152 mm Range in Section A-A.	REVISION NO. 2
	APPROVED BY <i>William J. Sten</i> DESIGN METHODS ENGINEER	REVISION DATE 10-19-04
INTAKE GRATES TYPES 1, 3A, AND 3B		