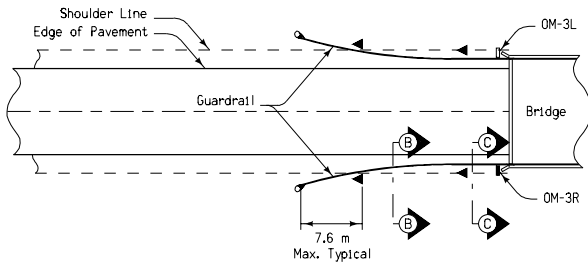


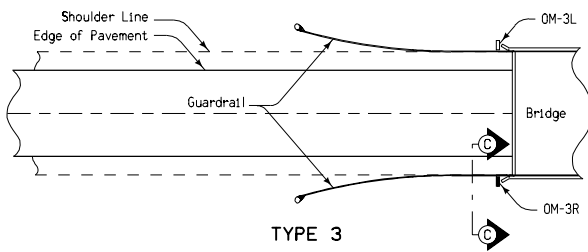
TYPE 1

BRIDGE - LESS THAN 10 METERS WIDE BUT NOT FULL SHOULDER WIDTH



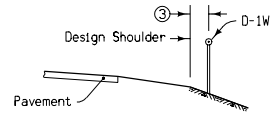
TYPE 2

BRIDGE - 10 METERS OR WIDER BUT LESS THAN FULL SHOULDER WIDTH

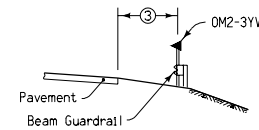


TYPE 3

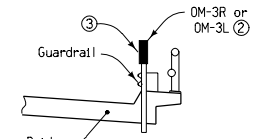
BRIDGE - FULL SHOULDER WIDTH



SECTION A-A



SECTION B-B



SECTION C-C

LEGEND ③	
◻	Type 3 Object Marker, Left (OM-3L)
◼	Type 3 Object Marker, Right (OM-3R)
◀	Type 2 Object Marker (OM2-3YV)
○	Single White Delineator, (D-1W)

- ① Not required on projects where delineators are proposed or installed throughout the length of the project.
- ② All Delineator and Object Marker placement shall be behind face of guardrail. The edge of object marker (OM-3L or OM-3R) shall be aligned with the face of guardrail.
- ③ Refer to Standard Road Plans RE-7 and RE-47.
- ④ At ramp terminals only, install Single White Delineators as follows: Place first delineator at location where near ramp terminal radius meets the edge of the through pavement. Place additional delineator(s) spaced equally (spacing not to exceed 60 meters) between first delineator and guardrail.

GENERAL NOTES:

TYPE 1: For bridges that are less than 10 meters, but not full shoulder width. Beginning 7.6 meters from the approach end of guardrail, install Type 2 Object Markers (OM2-3YV) at 7.6 meter intervals behind the guardrail. Install a Type 3 Object Marker (OM-3R and OM-3L) at the bridge ends. On paved roadways only, install 7 Single White Delineators (D-1W) at 60 meter spacing beginning 60 meters in front of the approach end of the guardrail. For ramp terminals, see note 4.

TYPE 2: For bridges 10 meters or wider, but less than full shoulder width. Beginning 7.6 meters from the approach end of guardrail, install Type 2 Object Markers (OM2-3YV) at 7.6 meter intervals behind the guardrail. Install a Type 3 Object Marker (OM-3R and OM-3L) at the bridge ends.

TYPE 3: For full shoulder width bridges. Install a Type 3 Object Marker (OM-3R and OM-3L) at the bridge ends.

All dimensions given in millimeters unless noted.

M	Iowa Department of Transportation Highway Division	
	STANDARD ROAD PLAN RE-48A	
	REVISIONS: Delete Type 4 (Bullnose Installation).	REVISION NO. 11
	 APPROVED BY DESIGN METHODS ENGINEER	REVISION DATE 10-19-04
METRIC VERSION	DETAILS OF MARKER AND DELINEATOR PLACEMENT (AT BRIDGES)	