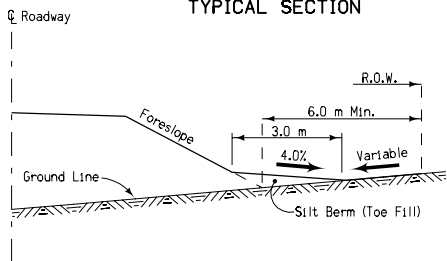
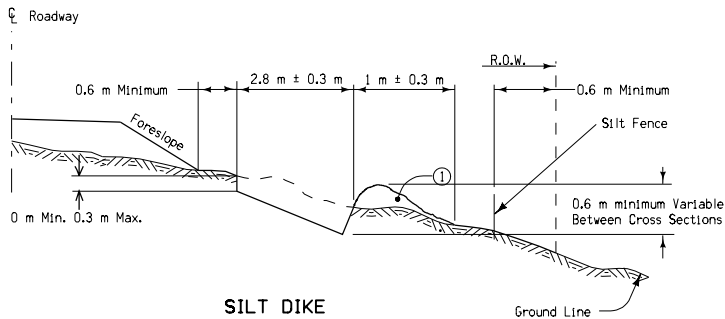


**SILT DITCH
TYPICAL SECTION**

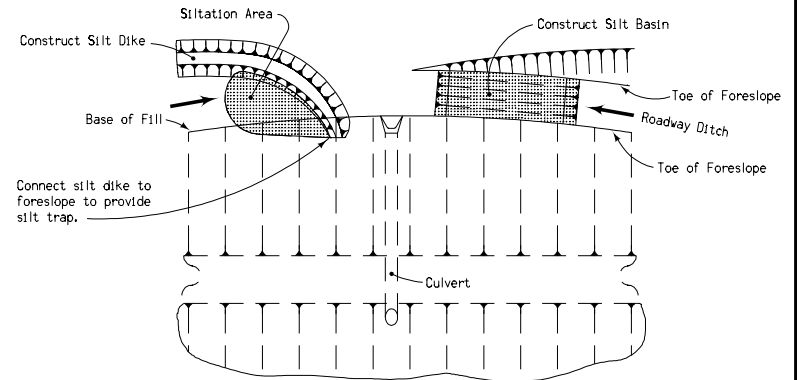


**TOE FILLET
TYPICAL SECTION**

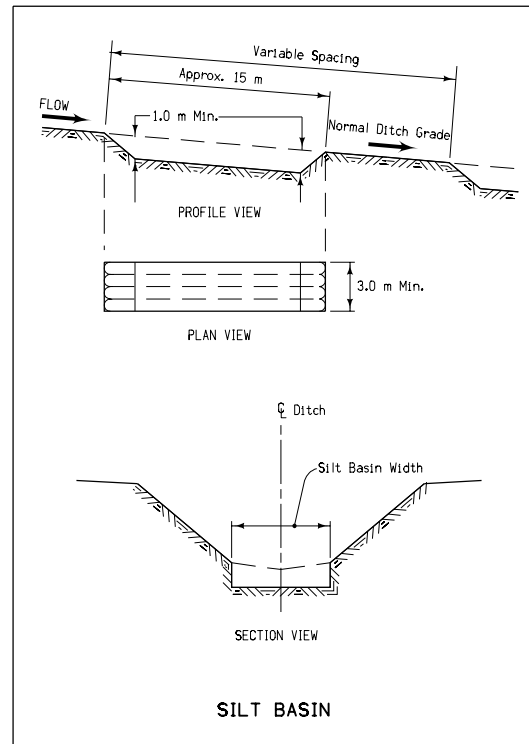


**SILT DIKE
TYPICAL SECTION**

① Windrow of excavated and compacted silt material or deposited and compacted earth.



**TYPICAL PLAN
CULVERT INSTALLATION**



For areas where roadway ditch, silt ditch, or silt dikes are not provided, the Contractor shall construct an earth fillet at the toe of the roadway foreslope. This toe fillet will not be paid for separately but shall be considered incidental to "Roadway and Borrow Excavation".

All installation locations are to be approved by the engineer.

Cleaning out of silt ditches, silt dikes, and silt basins shall be incidental to "Roadway and Borrow Excavation".

Contract Items:

- Silt Ditch
- Silt Dike
- Silt Basin

Tabulation:
100-19

All dimensions given in millimeters unless noted.

METRIC VERSION	M	Iowa Department of Transportation	REVISION 6 04-17-07	
		STANDARD ROAD PLAN	RL-9	
	REVISIONS: Change Silt Dike to allow windrow and edited notes and bid items. Deleted dike with culvert section, it is covered by RL-4		SHEET 1 of 1	
	<i>Deanna Mayfield</i> APPROVED BY DESIGN METHODS ENGINEER		TEMPORARY EROSION CONTROL MEASURES	