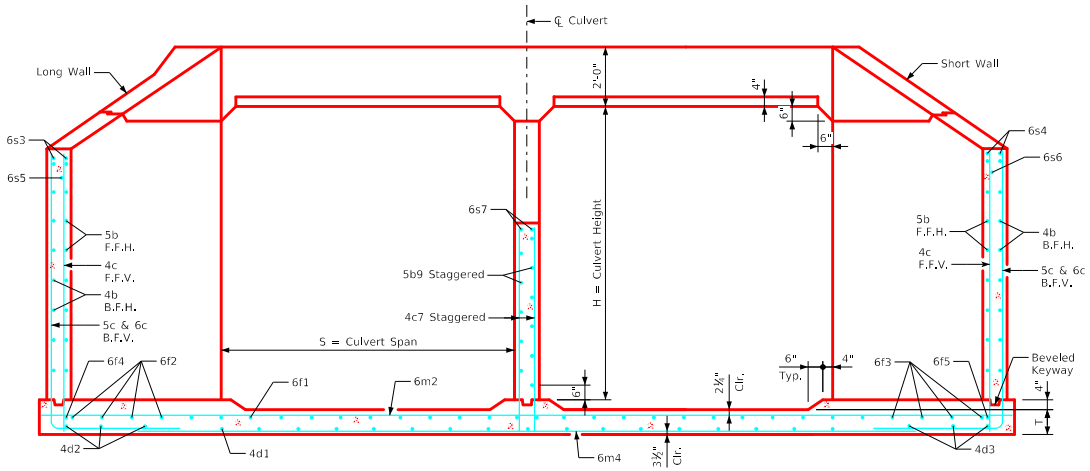

Typical Section - Near Center of Apron

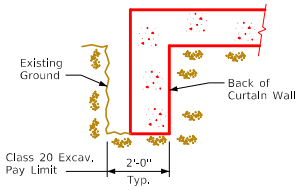

Curtain Wall
Class 20 Excavation

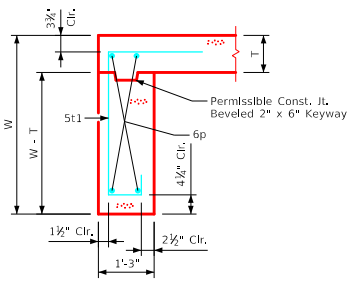

Section thru Curtain Wall

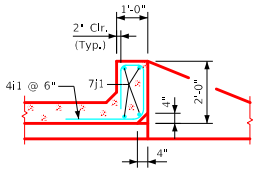

Section thru Parapet

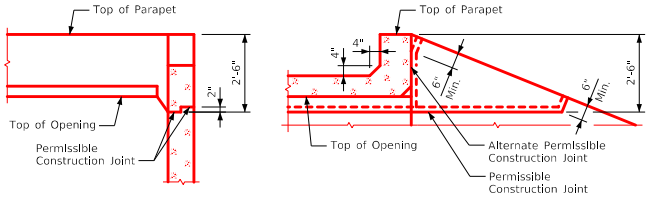

Top of Wingwall Details

Culvert Height (H)	Angle	
	∢L	∢S
4'	27.17°	62.16°
5'	27.06°	61.09°
6'	26.98°	60.35°
7'	26.93°	59.80°
8'	26.88°	59.39°
9'	26.85°	59.06°
10'	26.82°	58.80°
11'	26.80°	58.58°
12'	26.78°	58.40°

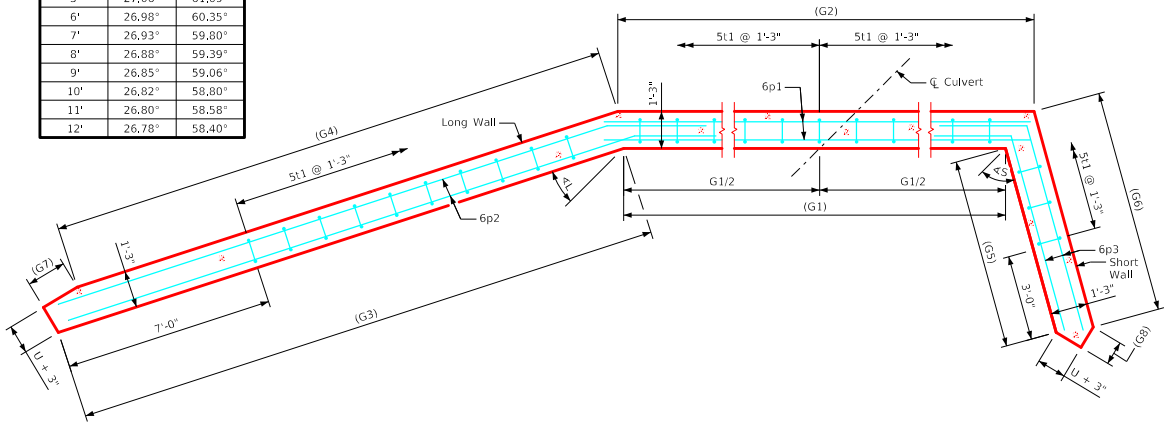

Curtain Wall Plan

Note: ∢L & ∢S are measured from a line parallel to ℄ Culvert.

Notes:

1. See Sheet TWFWH G1-21 for General Notes, Specifications, and Design Stresses.
2. For dimension table see Sheet TWFWH 45-2-21.

LATEST REVISION DATE

APPROVED BY BRIDGE ENGINEER

IOWADOT Highway Division

Standard Design - Twin Reinforced Concrete Box Culverts

Flared Wing Headwalls

February, 2021

Parapet & Curtain Wall Details 45° Skew

TWFWH 45-5-21

ENGLISHLRFDSIGNEDTWINCULVERTSFWH.DGN - TWFWH 45-5-21 - THIS SHEET ISSUED 02-2021.