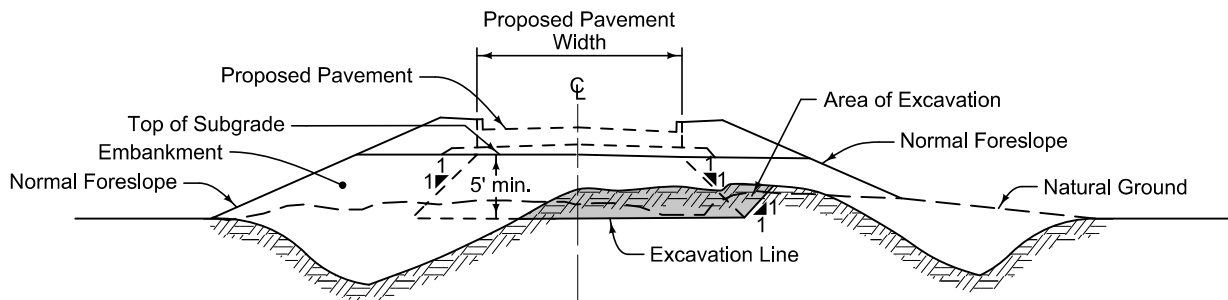
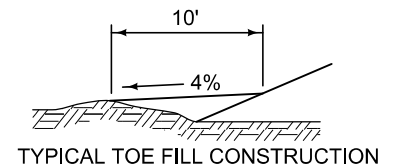


TYPICAL CROSS-SECTION: REBUILDING EMBANKMENT WHERE NATURAL GROUND IS GREATER THAN 5 FEET BELOW FINISHED GRADE LINE ①

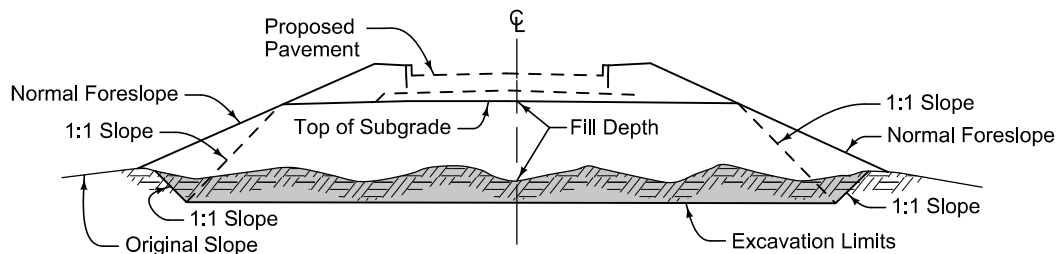
① Use only when new roadbed overlaps existing roadbed. Not for use on relocations or where new roadbed is to be built on natural ground.



TYPICAL CROSS-SECTION: REBUILDING EMBANKMENT WHERE NATURAL GROUND IS LESS THAN 5 FEET BELOW FINISHED GRADE LINE ①



Use care in setting toe fills. Ensure proper drainage in side ditches is maintained.



TYPICAL CROSS-SECTION: EXCAVATION OF PEAT, MUCK, OR OTHER MATERIAL NOT TO BE USED FOR THE CONSTRUCTION OF EMBANKMENTS

	REVISION	
	3	10-21-14
	2010.101	
SHEET 1 of 1		

SUDAS Standard Specifications

DETAILS OF EMBANKMENTS AND REBUILDING EMBANKMENTS