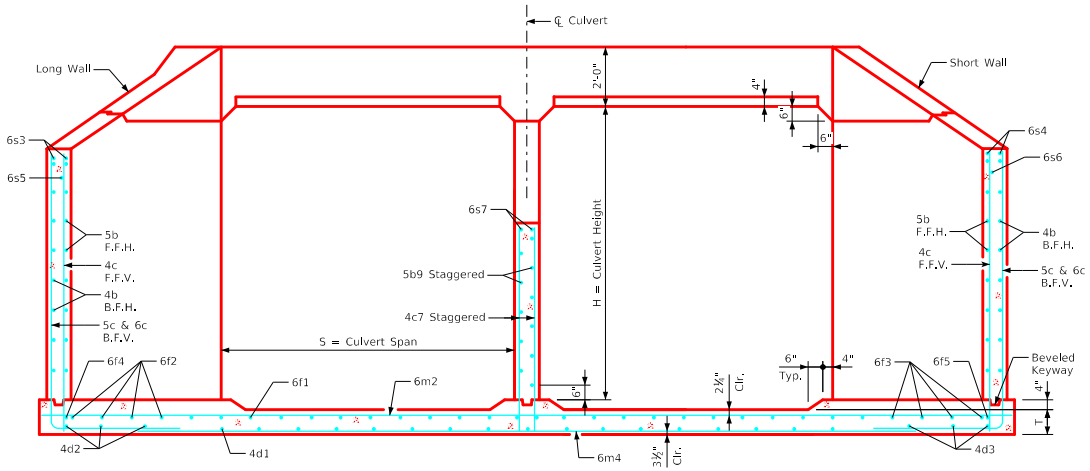

Typical Section - Near Center of Apron

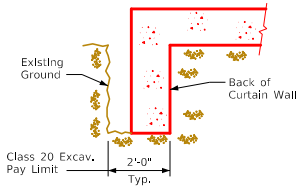

Curtain Wall
Class 20 Excavation

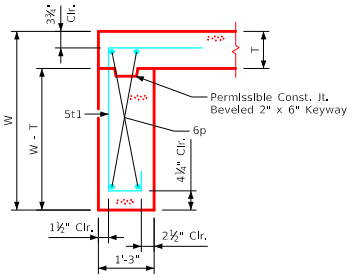

Section thru Curtain Wall

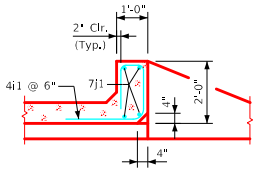

Section thru Parapet

Culvert Height (H)	Angle	
	∢L	∢S
4'	35.41°	44.47°
5'	35.06°	43.82°
6'	34.82°	43.37°
7'	34.64°	43.03°
8'	34.50°	42.78°
9'	34.39°	42.58°
10'	34.31°	42.42°
11'	34.24°	42.29°
12'	34.18°	42.18°

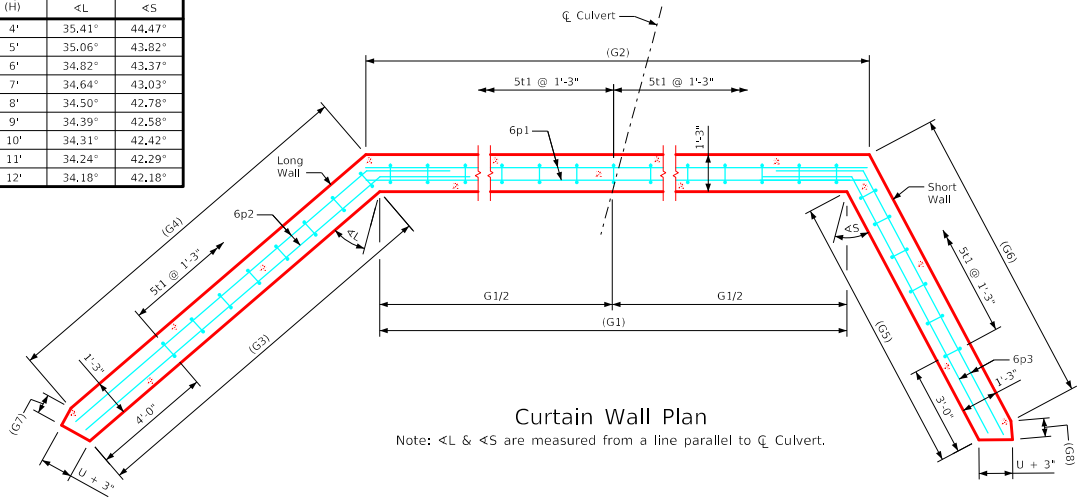

Curtain Wall Plan

Note: ∢L & ∢S are measured from a line parallel to ℄ Culvert.

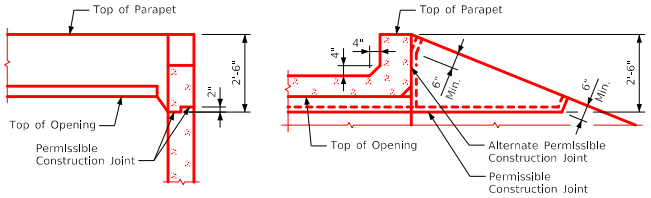

Top of Wingwall Details

Notes:

1. See Sheet TWFWH G1-21 for General Notes, Specifications, and Design Stresses.
2. For dimension table see Sheet TWFWH 15-2-21.

LATEST REVISION DATE

APPROVED BY BRIDGE ENGINEER

IOWADOT Highway Division

Standard Design - Twin Reinforced Concrete Box Culverts

Flared Wing Headwalls

February, 2021

Parapet & Curtain Wall Details 15° Skew

TWFWH 15-4-21

ENGLISHLRFDSIGNEDTWINCULVERTSFWH.DGN - TWFWH 15-4-21 - THIS SHEET ISSUED 02-2021.