

Integrated Roadside Vegetation Management Plan



Adair
COUNTY • IOWA

Version Date: March 2024

Table of Contents

	Page
Style = Heading 2 (used for section subheadings).....	1
Preface.....	1
Update/Version	1
Contributors to the Plan.....	1
Executive Program Elements.....	1
Executive Summary	1
Goals 1	
Program History.....	2
IRVM Decision Making Process.....	2
Jurisdictional Recognition and Approval	3
Management	3
Board of Supervisors.....	3
Iowa Code and Administrative Rules – State Laws and Regulations	3
Local Laws and Regulations	3
Permitting.....	3
Obstructions, Nuisance, and Enforcement.....	3
Program Organizational Structure.....	4
Staff Organization Chart	4
Staffing Needs.....	4
Inventory and Analysis.....	4
Natural Resources.....	4
Equipment	5
Program Operations.....	5
Annual Operations.....	5
Work Area Types.....	7
Vegetation Types for Specific Users	7
Special Projects.....	8
Training.....	8

Safety 8

Methods	8
Vegetation Establishment.....	8
Ongoing Maintenance.....	8
https://tallgrassprairiecenter.org/sites/default/files/irvm-technical-manual-2015-2_0_0.pdf	8
Urban vs Rural Implications.....	8
Material Procurement.....	8
Material Handling and Storage.....	9

10

Preface

Update/Version

Version Date:

Adopted April of 2024 by

Contributors to the Plan

The Adair County Roadside Manager, Adair County Engineer, Adair County Roadside Management and Advisory Committee

With Support from: Adair County Board of Supervisors

Executive Program Elements

Executive Summary

The Adair County Roadside Vegetation Plan is based on the program philosophy that roadside vegetation performs many functions on the landscape. It is important to look not only at controlling erosion and sediment delivery, but also at keeping safety and an aesthetic environment as priorities along the county roadsides. This plan is a comprehensive approach to the integration of establishing the correct the correct vegetation throughout the roadsides of Adair County. It involves the dedication and collaboration of our local IRVM Steering Committee in creating a sustainable effort to keep the roadways in Adair County attractive, safe, and manageable.

Goals

The goals of Adair County's Integrated Roadside Vegetation Management program are to:

- ▶ Provide safe, functional, and environmentally improved travel corridors throughout the county.
- ▶ Identify, protect, and enhance existing stands of native prairie plants.
- ▶ Eliminate the existence of noxious weeds in the county's road rights-of-way.
- ▶ Encourage the preservation and re-establishment of native Iowa plants along the county roads.

- ▶ Minimize or eliminate the use of chemicals as vegetation management tools.
- ▶ Promote the growth of desirable self-sustaining native plant communities to eliminate undesirable brush and trees where roadsides have been disturbed.
- ▶ Enhance the appearance of the county's roadsides.
- ▶ Provide suitable small animal habitat without compromising the safety of road users.
- ▶ Encourage the voluntary inclusion of landowners in the program.

Program History

Adair County's IRVM Program was started in the spring of 1998 with the same vision and goals we continue to this day. To enhance the scenic qualities of Adair County roadsides and their value as roadside habitat while using native plantings as a way of controlling weeds and preventing erosion. Our chemicals fuel, parts and equipment are mostly purchased locally. This ensures that we do our part to help local businesses.

IRVM Decision Making Process

Day-to-day decisions are made by the Roadside Manager and the County Engineer, Road Superintendent. Budgeting, grant writing and equipment needs are decided between the Engineer and Roadside Manager

Program Type

The IRVM manager and weed commissioner are attached organizationally to the Secondary Roads Department, under the direct supervision of the County Engineer and Board of Supervisors. There is one other full-time employee, who helps with the day-to-day work.

Area Map

Map in Appendices

The Adair County Roadside Department is based out of the main shop in Greenfield. We have our own building to store our equipment. We also have a seed storage shed and a chemical storage shed at this site. The office is located in the Secondary Roads main garage.

Jurisdictional Recognition and Approval

Management

The Adair County Roadside Manager oversees the Adair County IRVM Program. The day-to-day duties of the Roadside Manager are set by the Roadside Manager with input from the County Engineer and Road Superintendent.

Board of Supervisors

The Board of Supervisors set budgets with input from the Engineer and Roadside Manager and oversee that all the county's citizens are happy with the production from the various departments.

Iowa Code and Administrative Rules – State Laws and Regulations

<https://www.legis.iowa.gov/docs/code/314.22.pdf>

Pesticide Applicator License #00253-000 for Adair County Roadside Management

<https://www.legis.iowa.gov/docs/ico/chapter/317.pdf>

<https://www.legis.iowa.gov/docs/ico/code/314.17.pdf>

Local Laws and Regulations

Local Laws, Regulations, and Policies pertaining to IRVM in Adair County reflect that of the Iowa Code, as well as any other State and Federal Regulations that are specific to management activities that occur within the authority of the Adair County Secondary Roads System.

Permitting

Permits are obtained at the Adair County Engineer's office. After the permit is filled out with the necessary information and fees collected, the permit is issued to the individual and the permit is issued, and a copy is put on file with the county.

Permit can be found in the appendices of this document.

Obstructions, Nuisance, and Enforcement

Identify physical or visual obstructions that create unsafe roadways, nuisance vegetation, and enforcement actions. Describe your policy, inspection and notification procedures, and repercussions for violators.

Program Organizational Structure

This topic details the organizational structure of the IRVM program and identifies current and potential future needs for those staff.

Staff Organization Chart

- ▶ Adair County Board of Supervisors
 - Adair County Engineer
 - Adair County Roadside Manager
 - ◆ Adair County Roadside Assistant
 - ◆ Adair County Secondary Roads Employees (when available)

The Adair County Roadside Department employs a full-time Roadside Manager and a full-time assistant. Other Secondary Roads employees will help if needed.

Staffing Needs

The Adair County Roadside Department utilizes available Secondary Roads employees during the winter months with our brush cutting duties. Before the start of our “brush cutting season” employees go through chainsaw safety training provided by Iowa LTAP.

Inventory and Analysis

Natural Resources

An initial plant inventory of Adair County was taken in 1999. The records are stored in the Roadside Manager’s office.

Adair County uses paper records for spraying and seeding records.

Equipment

Equipment list for Adair County Roadside Department.

- ▶ John Deere 7210 Tractor with Diamond boom mower/ drum mulcher attachment
- ▶ Case 115U Tractor
- ▶ Truax Native grass drill
- ▶ Truax pull type drop-seeder.
- ▶ Vicon 3-point seeder
- ▶ Kubota UTV
- ▶ Rhino bat wing mower
- ▶ (2) Vermeer Disc Mower
- ▶ Landpride 3-point Disc
- ▶ Rhino 3-point bush hog
- ▶ (2) F-250 Ford Pick-Up
- ▶ (2) Sprayer Skids
- ▶ Native Prairie Seed Stripper
- ▶ (2) Pro-Mac Forestry Cutter
- ▶ Silt Fence Plow
- ▶ Finn T120 Hydro Seeder
- ▶ Case TR340 Skid Loader
- ▶ Diamond Forestry Disc Mulcher
- ▶ (10) Chain saws

Program Operations

Annual Operations

- ▶ January
 - Cut brush in right-of ways.
 - Evaluate IRVM program and set goals for the calendar year.

- Finalize equipment needs for coming LRTF grant cycle with my County Engineer
- ▶ February
 - Attend AFIRM Winter Meeting and Invasive Species Conference
 - Order herbicides.
 - Cut brush in right-of-way.
- ▶ March
 - Cut brush in right-of-way.
 - Frost seeding.
 - Hydroseeding if possible
 - Apply for LRTF Grant
- ▶ April
 - Service equipment.
 - Put spray rigs on trucks.
 - Meet with BOS to approve spraying resolution.
 - Spray noxious weeds.
- ▶ May/June
 - Weed Spraying
 - Mow shoulders of surfaced roads
 - Seeding
- ▶ July
 - Address weed complaints and spray for Canada thistle and woody encroachment.
 - Finalize fall/dormant season seeding plans.
 - Obtain cover crop seed.
 - Brush Spraying
- ▶ August
 - Brush spraying
 - Scout for fall/winter brush cutting.
 - Mowing
- ▶ September/October
 - Mowing

- Brush spraying
- Basal bark spraying
- Attend IRM Conference
- Meet with BOS to submit annual weed report.
- ▶ November/December
 - Talk with County Engineer about budget and get bids for equipment.
 - Service equipment.
 - Basal bark spraying
 - Brush/tree cutting.
 - Seeding

Work Area Types

- ▶ Rural- This is our primary work area. Each site will differ on how and what is seeded. There are three typical types of adjacent land that will require different management practices. These areas include:
 - Private Farmland
 - ◆ This land is privately owned and usually in crop production. We will coordinate with the landowner before any work on ROW and prior to any access to their land.
 - Private Residential
 - ◆ This land is privately owned, and typically made up of cool season lawn grass. We will coordinate with the owners as needed.
 - Public Land
 - ◆ This land is owned by the state or county, typically the DNR and CCB. We will coordinate with them before work begins in the ROW.
- ▶ Urban
 - We will coordinate with local utilities for any residential hydro seeding of lawns.

Vegetation Types for Specific Users

- ▶ The native seed mixes we receive from the Tallgrass Prairie Center are sown in the county ROW after ditch clean out and road regrading with the hopes of establishing high diversity stands of native vegetation.
- ▶ A cover crop of either oats or winter rye will be used on all seedings.

Special Projects

- ▶ The County Engineer and Road Superintendent will coordinate with Roadside Manager on reseeding after culvert replacement, ditch clean out, and any other soil disturbance.

Training

In the winter, attend the annual Invasive Species Conference to acquire continuing education credits for pesticide license. In the summer attend district weed commissioner meeting and IRM Conference.

Safety

Employees are required to wear different PPE for different jobs. The following is provided for brush cutting: chaps, cut resistant gloves, helmet with visor and hearing protection, eye protection, ear plugs. When we are spraying, long sleeve shirts, long pants, boots, gloves, eye protection are required. Face shields and respirators are provided. We are also required to attend the county's safety training days.

Methods

Vegetation Establishment

Procedures for vegetation establishment will follow the IRVM Technical Manual guidelines. Dependent upon site conditions, techniques deviating from standard practice may be required. Guidelines can be found at the following link.

https://tallgrassprairiecenter.org/sites/default/files/irvm-technical-manual-2015-2_0_0.pdf

Ongoing Maintenance

Procedures for ongoing maintenance will follow the IRVM Technical Manual guidelines, found in the link below. Dependent upon site conditions, techniques deviating from standard practices may be required.

https://tallgrassprairiecenter.org/sites/default/files/irvm-technical-manual-2015-2_0_0.pdf

Urban vs Rural Implications

This does not really pertain to our department, as our authority falls only under a rural setting.

Material Procurement

Seed, chemicals, equipment, mulch, or other materials will be purchased locally when possible.

Material Handling and Storage

The Adair County Roadside Department has a separate building in which we store our pesticides. The Adair County Roadside Department has a secure shed used to store chemicals. We also have a secure building to store our native seed and cover crop seed.

Appendices

PERMIT TO WORK IN COUNTY RIGHT OF WAY

Date: _____

Applicant: _____

Address: _____


Phone Number: _____

I am requesting permission to perform work as described within the Right of Way at the following location.

Township _____ Section _____

Side of Section _____ Side of Road _____

Description & Length of Project (Please mark work area on map)



The work will be done, by applicant, in a workmanlike manner, and the road ditch left in neat condition, satisfactory to the Adair County Engineer.

The applicant will be responsible for flagging the area of work and giving the required 48 hours notice to **ONE CALL (1-800-292-8989)** before the starting of the project.

The landowner (applicant) holds Adair County completely harmless for any and all claims that may be filed as a result of the work described above.

Approved By

Applicant's Signature

Adair County

Date

Date

RESOLUTION 2024 – 31

APPROVAL OF ADAIR COUNTY INTEGRATED ROADSIDE VEGETATION
MANAGEMENT PLAN


WHEREAS, Adair County regards integrated roadside vegetation management as a long term approach to managing roadside vegetation; and

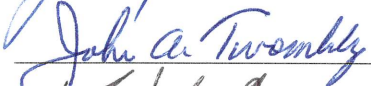
WHEREAS, the primary function of the secondary road right-of-way is to provide for safe and efficient transportation; and


THEREFORE, Adair County hereby adopts the Integrated Roadside Vegetation Management Plan addressing goals, methods, and organization for the roadside management plan.


APPROVED THIS THE 24th day of April, 2024.

ADAIR COUNTY BOARD OF SUPERVISORS









ATTEST:



Adair County Auditor