

travelIOWA.com

IOWA 2010 TRANSPORTATION MAP

WELCOME TO IOWA!

The people of Iowa warmly welcome you as you travel to and through our state. Whatever your destination, you're sure to discover Iowa's hospitality and diversity when you arrive. Enjoy listening to jazz, blues or rock at one of our many musical gatherings. Admire the creativity of Iowa artisans, demonstrating their skills at a fine arts festival. Iowans are proud of their heritage and ready to share their architectural treasures, historic landmarks and ethnic traditions.

Wander off the beaten path to explore an Iowa Scenic Byway, or chart your own course to admire the beauty of Iowa's hills and valleys, forests and plains. Remnants of the tallgrass prairie await; rare Loess Hills geological formations beckon you to slow down and experience the many landscapes of Iowa.

Hundreds of miles of trails tempt you to set out on foot or bicycle. Thousands of acres of state parks offer back-to-nature experiences and modern amenities. And millions of memories are made.

Discover Iowa's bounty for yourself, and please travel safely to your Iowa destination.

Sincerely,

Chester J. Culver
Governor of Iowa

Patty Judge
Lt. Governor of Iowa

IOWA TRANSPORTATION MAP ▪ FREE DISTRIBUTION ONLY

Printed on recycled paper

PRIMARY IOWA WELCOME CENTERS

Burlington — 400 Front Street
Davis City — Interstate 35, north of Exit 4
Le Claire — 900 Eagle Ridge Road
Northwood — Interstate 35, Exit 214
Sergeant Bluff — Interstate 29, south of Exit 141
Underwood — Interstate 80, north of Exit 17
Wilton — Interstate 80, west of Exit 271, west of Davenport

IOWA WELCOME CENTERS

Arnolds Park — 243 W. Broadway
Bloomfield — 301 N. Washington
Council Bluffs — Interstate 80, Exit 1B
Dows — West Train and Depot streets
Dubuque — 300 Main Street
Elkader — Hwy. 13, five miles south of Elkader
Elk Horn — 4038 Main Street
Emmetsburg — 1121 Broadway Street
Lamoni — Interstate 35, Exit 4
Missouri Valley — Hwy. 30, three miles east of Missouri Valley
Percival — Interstate 29, Exit 10, 2804 Crossroads Drive
Sioux City — 1000 Larsen Park Road

TRAVEL INFORMATION

For information on Iowa attractions, accommodations, recreation and festivals, contact:

IOWA TOURISM OFFICE
Iowa Department of Economic Development
200 E. Grand Avenue
Des Moines, IA 50309
515-725-3083 | 800-345-IOWA
traveliowa.com

IOWA life | changing

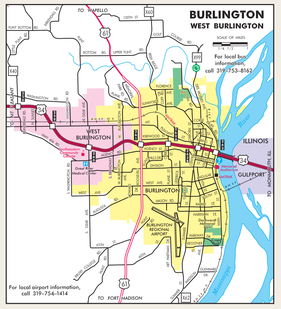

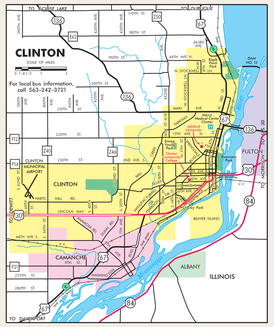

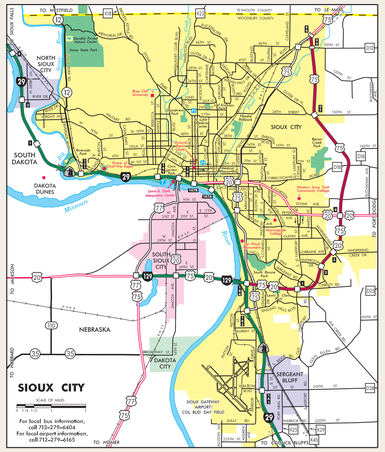

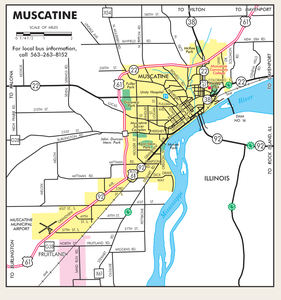

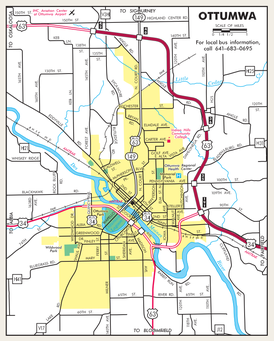

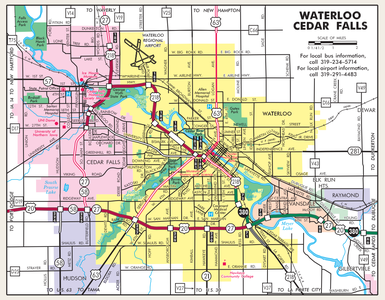

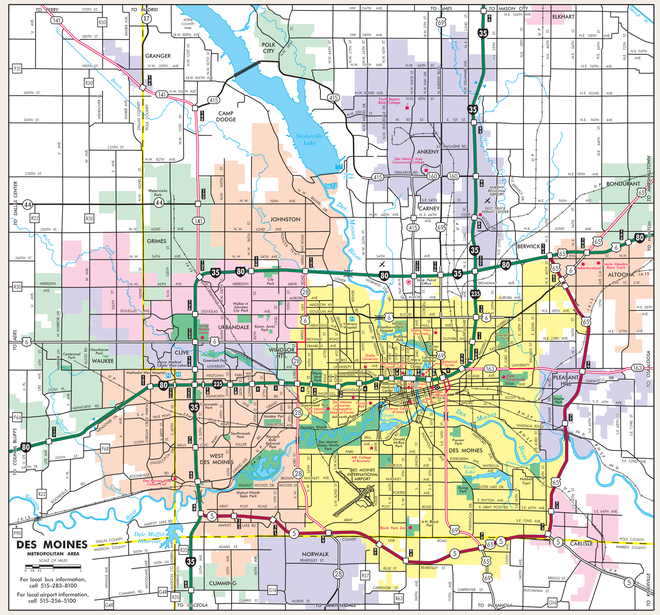

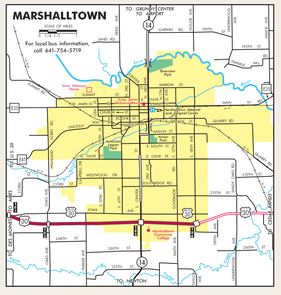

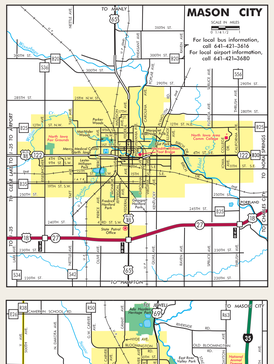

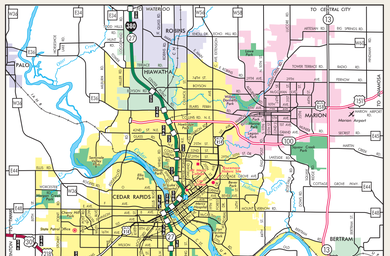

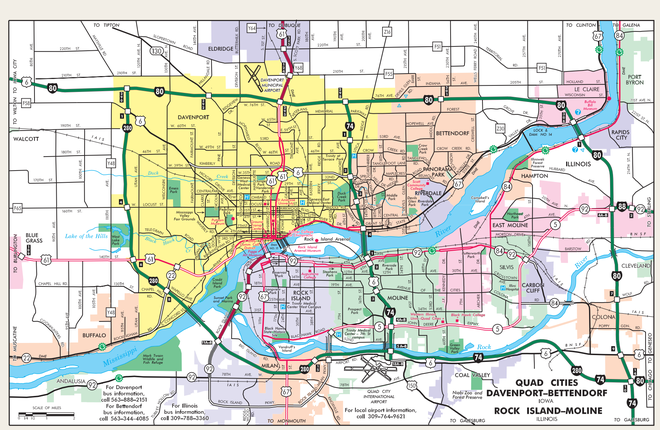

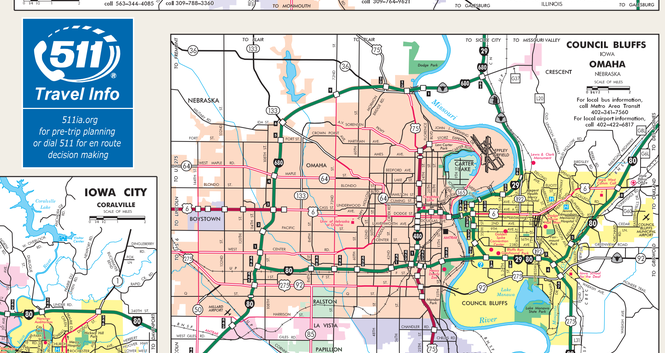

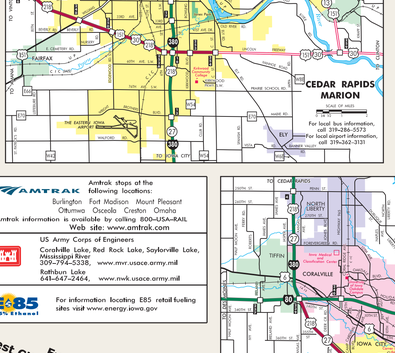

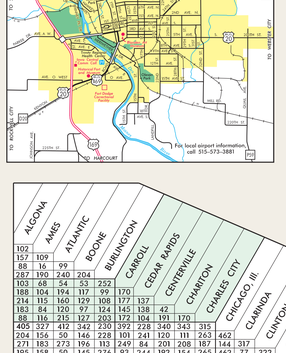

Iowa Department of Natural Resources
515-281-5918, www.iowadnr.com
For state park information visit www.exploreiowaparks.com
For state park reservations visit www.reserveamerica.com, or call 1-877-IAPARKS (427-2757)

Amtrak stops at the following locations:
Burlington Fort Madison Mount Pleasant
Ottumwa Osceola Creston Omaha
Amtrak information is available by calling 800-USA-RAIL
Web site: www.amtrak.com

US Army Corps of Engineers
Coralville Lake, Red Rock Lake, Saylorville Lake, Mississippi River
309-794-5338, www.mvr.usace.army.mil
Rathbun Lake
641-647-2464, www.mvk.usace.army.mil

For information locating E85 retail fueling sites visit www.energy.iowa.gov

Thanks for doing your part to help
KEEP IOWA Beautiful
It just makes sense.
Report Littering 1-888-No-Litter (665-4887)

State Law
Move Over or Slow Down for Stopped Emergency or Maintenance Vehicles

ICE & SNOW TAKE IT SLOW

Buckle up, Iowa!
IT'S OUR LAW

511 Travel Info
511ia.org
for pre-trip planning or dial 511 for en route decision making

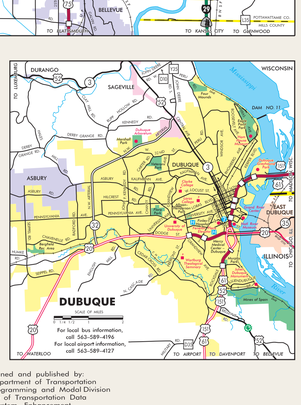

Designed and published by:
Iowa Department of Transportation
Planning, Programming and Modal Division
Office of Transportation Data
System Enhancement

CITIES AND VILLAGES IN IOWA

2000 POPULATION 2,926,324

STATE CAPITAL: DES MOINES

COUNTY SEATS IN RED

* SPECIAL CENSUS

NO POPULATION SHOWN FOR UNINCORPORATED PLACES

INTERCITY PASSENGER TRANSPORTATION SERVICES: AIR PASSENGER SERVICE ▲ RAIL PASSENGER SERVICE ■ URBAN BUS SERVICE △ HOSPITAL ✚

A
Abingdon A-3
Ackley 1,809 . . . . . H-5
Ackworth 85 . . . . . H-3
Adair 839 . . . . . E-4
Adel 5,435 . . . . . F-4
Afton 937 . . . . . F-5
Agency 1,121 . . . . . G-3
Ainsworth 524 . . . . . K-5
Akron 1,489 . . . . . A-6
Albert City 709 . . . . . E-6
Albia 3,706 . . . . . J-3
Album 50 . . . . . J-5
Alden 829 . . . . . F-5
Alexander 165 . . . . . H-2
Algona 5,749 . . . . . E-7
Alleman 439 . . . . . G-4
Allendorf C-2
Allerton 559 . . . . . J-5
Allison 1,006 . . . . . H-5
Alpha J-6
Alta 1,865 . . . . . D-5
Alta Vista 286 . . . . . J-7
Alton 1,193 . . . . . B-6
Alvord 93 . . . . . H-4
Amana 1,678 . . . . . G-6
Amana 1,678 . . . . . G-6
Amber J-3
△ Ames 50,731 . . . . . G-5
△ Anamosa 5,494 . . . . . L-5
Andover H-6
Andover 87 . . . . . H-4
Andrew 460 . . . . . M-5
Anita 1,049 . . . . . E-3
△ Ankeny 36,161 . . . . . G-5
Anthon 649 . . . . . C-5
Aplington 1,054 . . . . . G-5
Arcadia 494 . . . . . E-3
Archer 126 . . . . . C-2
Arcola 89 . . . . . D-3
Argyle K-4
Arion 136 . . . . . D-4
Arlington 490 . . . . . K-6
Armstrong 979 . . . . . F-7
Arnolds Park 1,162 . . . . . D-7
Arthur 245 . . . . . D-5
Asbury 2,650 . . . . . H-6
Ashton 465 . . . . . E-7
Atalissa 100 . . . . . L-6
Atlantic 3,181 . . . . . E-2
Auburn 246 . . . . . E-5
Audubon 2,382 . . . . . E-4
Augusta K-6
Aurelia 1,062 . . . . . D-6
Aurora 394 . . . . . K-6
Austinville L-5
Avoca 1,630 . . . . . F-2
Ayrshire 202 . . . . . E-7

B
Badger 630 . . . . . F-6
Bagley 354 . . . . . F-4
Balkema 127 . . . . . F-4
Ballstown 73 . . . . . H-6
Ballyduff 50 . . . . . H-4
Bangor K-5
Bankston 27 . . . . . H-4
Barnes City 200 . . . . . J-4
Barnum 195 . . . . . F-4
Barrett L-5
Bassett 74 . . . . . H-7
Batavia 500 . . . . . F-7
Battle Creek 743 . . . . . C-3
Baxter 1,022 . . . . . H-4
Bayard 536 . . . . . E-4
Beacon 538 . . . . . H-5
Beaman 511 . . . . . H-5
Beamon 210 . . . . . J-5
Beaver 52 . . . . . F-5
Bedford 1,620 . . . . . J-2
Beebeetown C-4
Belcher H-3
Bellevue L-4
Belle Plaine 2,878 . . . . . J-6
Bellevue 2,550 . . . . . L-4
Belmond 2,560 . . . . . G-6
Belva H-5
Bennett 293 . . . . . H-4
Bentley 1,000 . . . . . H-5
Bentonsport K-5
Berkley 24 . . . . . F-4
Belmond 98 . . . . . G-6
Berkram 263 . . . . . K-4
Berwick 1,066 . . . . . H-5
△ Bettendorf 33,258 . . . . . M-6
Bevington 58 . . . . . G-3
Big Rock H-3
Birmingham 423 . . . . . K-2
Bladensburg J-3
Blairsburg 225 . . . . . G-5
Blairstown 1,000 . . . . . H-5
Blakesburg 274 . . . . . J-2
Blanchard 41 . . . . . D-2
Blanco 231 . . . . . B-4
Blockton 192 . . . . . F-2
Bloomfield 2,660 . . . . . K-4
Blue Grass 1,169 . . . . . M-4
Bluffton C-7
Bode 227 . . . . . E-6
Bolan H-4
Bonaparte 458 . . . . . H-5
Bondurant 2,951 . . . . . H-4
Boone 12,803 . . . . . F-5
Boonesboro D-5
Bouton 136 . . . . . F-4
Boxholm 215 . . . . . F-4
Boyden 672 . . . . . E-7
Bradford 176 . . . . . H-5
Bradford C-6
Bradgate 101 . . . . . F-6
Brandon 819 . . . . . L-4
Brayton 145 . . . . . E-4
Breda 477 . . . . . E-5
Bridgewater 178 . . . . . E-3
Brooklyn 1,397 . . . . . H-5
Brooks E-2
Brunsville 146 . . . . . B-4
Bryant M-6
Buckeye 110 . . . . . H-5
Buck Grove 49 . . . . . D-4
Buffalo 1,321 . . . . . M-6
Buffalo Center 963 . . . . . D-5
Bussey 450 . . . . . J-3

△ Burlington 26,839 . . . . . L-2
Burnside F-5
Burt 366 . . . . . E-7
Buss L-3
Butler H-6
Calamus L-6
Calhoun E-5
Callender E-4
Calmar 1,243 . . . . . D-6
Calumet C-4
Camanche 4,215 . . . . . M-6
Cambridge 899 . . . . . G-4
Camp Dodge H-5
Cantril 257 . . . . . H-5
Carbon 28 . . . . . L-3
Carlisle 3,497 . . . . . H-4
Carnes D-3
Carney D-5
Carpenter 130 . . . . . C-5
Carroll 10,098 . . . . . D-3
Carson 668 . . . . . E-3
Carter Lake 3,248 . . . . . E-3
Cascade 1,958 . . . . . L-5
Casey 419 . . . . . E-3
Castalia 175 . . . . . C-6
Castana 178 . . . . . C-5
Catlin 172 . . . . . E-6
Cedar Bluff L-3
△ Cedar Falls 36,145 . . . . . H-6
△ Cedar Rapids 120,758 . . . . . K-4
Center Junction L-5
Center Point 2,007 . . . . . L-5
△ Centerville 5,924 . . . . . L-2
Central City, 1,137 . . . . . K-5
Centralia 101 . . . . . M-5
Chapin 512 . . . . . H-5
△ Chariton 4,573 . . . . . H-3
△ Charles City 7,812 . . . . . F-7
Charter Oak 530 . . . . . C-3
Chatsworth 39 . . . . . A-6
Chelsea 287 . . . . . J-4
△ Cherokee 5,648 . . . . . C-3
Chester 15 . . . . . J-2
Chillicothe 90 . . . . . L-3
Churdan G-4
Churdan 418 . . . . . F-5
Clarence 1,068 . . . . . L-6
Clarinda 5,050 . . . . . E-2
Clarion 2,968 . . . . . G-6
Clarksville 1,441 . . . . . K-4
Clayton 51 . . . . . F-7
Clear Lake 8,161 . . . . . H-7
Cleghorn 250 . . . . . C-6
Clemons 148 . . . . . H-5
Clermont 716 . . . . . K-7
Climbing Hill M-6
△ Clinton 27,772 . . . . . M-6
Clio 91 . . . . . H-5
Clive 14,325 . . . . . G-4
Cluster 229 . . . . . J-5
Coburg 31 . . . . . F-5
Coburg 31 . . . . . F-5
Coggon 252 . . . . . D-6
Colesburg 412 . . . . . L-6
Colfax 2,221 . . . . . H-4
College Springs 246 . . . . . D-2
Collins 499 . . . . . H-4
Colo 868 . . . . . H-5
Columbus H-3
Columbus City 376 . . . . . L-5
Columbus Jct. 1,900 . . . . . L-5
Colwell 76 . . . . . J-3
Comerville 424 . . . . . L-3
Conrad 1,055 . . . . . L-5
Conroy E-5
Conway E-4
Corning 1,305 . . . . . E-2
Cooper F-4
Coppock 57 . . . . . K-2
Corbridge 117,269 . . . . . F-4
Corley D-4
△ Corning 1,783 . . . . . E-2
Correctionville 831 . . . . . C-3
Corwith 350 . . . . . G-6
△ Coralville 1,591 . . . . . H-2
Cosgrove E-6
Cotter L-3
Coulter 28 . . . . . F-5
△ Council Bluffs 58,268 . . . . . E-3
Covington D-5
Craig 102 . . . . . B-6
Cranston L-3
Crawfordsville 295 . . . . . K-5
Cresco 3,900 . . . . . L-5
△ Creston 7,397 . . . . . E-3
Cromwell 120 . . . . . F-3
Croton K-2
Crystal Lake 285 . . . . . C-5
Cumberland 281 . . . . . E-2
Cumming 174 . . . . . E-4
Curlew 52 . . . . . C-5
Cushing 246 . . . . . C-5
Cylinder 110 . . . . . E-7

D
Dakota City 911 . . . . . F-6
Dallas Center 1,595 . . . . . G-4
Dana F-5
Danbury 184 . . . . . C-3
Danville 916 . . . . . L-5
△ Davenport 98,359 . . . . . M-6
Davis City 273 . . . . . E-2
Dawson 155 . . . . . F-4
Dayton 839 . . . . . F-5
Decatur City 199 . . . . . E-2
△ Decorah 8,172 . . . . . E-7
Dedham 280 . . . . . E-4
Deep River 288 . . . . . J-4
Defiance 346 . . . . . G-4
Delbourne 188 . . . . . L-5
Delhi 477 . . . . . L-5
Delmar 554 . . . . . M-5
Delphos 25 . . . . . F-2
Delta 410 . . . . . L-5
△ Denison 7,839 . . . . . E-3
Denmark L-6
Denver 1,627 . . . . . J-6
Derby 131 . . . . . H-5
△ Des Moines 198,682 . . . . . G-4
De Soto 1,009 . . . . . F-4
Devon E-4
△ Dexter 1,049 . . . . . E-4
Dexter 689 . . . . . F-4
Diagonal 312 . . . . . F-2
Dickens 200 . . . . . D-7
Dike 944 . . . . . L-5
Dillon H-4
Dixon 276 . . . . . M-6
Dolliver 77 . . . . . E-7
Donahue 293 . . . . . M-6
Donnan E-3
Donnellson 963 . . . . . L-6
Doon 533 . . . . . E-7
Dorchester L-6
Dows H-4
Dougherty 80 . . . . . H-4
Dow City 503 . . . . . E-4
Downing L-4
Doyle 73 . . . . . E-4
△ Drakesville 185 . . . . . J-3
△ Dubuque 57,686 . . . . . M-6
Dumont 676 . . . . . J-4
Dunbar J-4
Dunkerton H-6
Duncombe 474 . . . . . F-5
Dundee 125 . . . . . E-7
Dunlap 1,730 . . . . . E-4
Dunlap 1,139 . . . . . C-4
Durango 24 . . . . . M-6
Durant 1,617 . . . . . M-6
Dyersville 4,035 . . . . . L-5
Dysart 1,303 . . . . . J-5

E
Eagle Center J-5
Eagle Grove 3,712 . . . . . D-5
Earlham 1,298 . . . . . F-5
Earling 471 . . . . . D-4
Earlville 900 . . . . . L-5
Early 1,000 . . . . . C-3
East Amana G-6
East Peru 153 . . . . . G-5
Edgewood 1,064 . . . . . L-5
Edgewood 923 . . . . . L-6
Edina E-3
Elberon 245 . . . . . J-3
Elburn 100 . . . . . H-5
Eldora 5,030 . . . . . H-5
Eldorado K-6
Elkhart 1,465 . . . . . G-4
Elkader 1,461 . . . . . L-5
Elk Horn 649 . . . . . D-4
Elkport 84 . . . . . L-5
Elk Run Hts. 1,052 . . . . . L-3
Elliott 402 . . . . . E-3
Ellston 87 . . . . . J-5
Elma 1,531 . . . . . F-7
Elma 998 . . . . . L-7
Elvira M-4
Elwood M-6
Ely 1,347 . . . . . H-6
Emmetsburg 3,904 . . . . . E-5
Epworth 1,602 . . . . . M-5
Essex 884 . . . . . E-3
△ Estherville 6,656 . . . . . E-7
Evansdale 4,526 . . . . . F-5
Everly 647 . . . . . D-2
Exira 820 . . . . . E-4
Exline 191 . . . . . L-2

F
Fairbank 1,041 . . . . . J-6
Fairfax 1,662 . . . . . K-4
△ Fairfield 9,402 . . . . . K-3
Fairport M-5
Farley 1,334 . . . . . M-5
Farmersburg F-7
Farmersburg 750 . . . . . F-7
Farnhamville 432 . . . . . G-4
Farragut 509 . . . . . D-2
Farson J-3
Farson 1,351 . . . . . J-3
Fenton 397 . . . . . F-7
Ferguson 126 . . . . . J-4
Farnhill E-5
Farrell 360 . . . . . H-7
Festina K-3
Fitchburg J-4
Floyd 361 . . . . . J-7
Folkers J-4
Fonda 648 . . . . . E-4
Fontanelle 692 . . . . . E-3
Forest City 4,146 . . . . . F-6
Fort Atkinson 389 . . . . . F-7
△ Fort Dodge 26,309 . . . . . F-4
△ Fort Madison 11,476 . . . . . L-2
Fosteria 230 . . . . . D-7
Franklin 136 . . . . . C-2
Frankville E-3
Fredericksburg F-7
Fredericksburg 984 . . . . . K-4
Fredericks 199 . . . . . J-6
Fredonia 231 . . . . . L-5
Freemont 761 . . . . . J-3
Frederika 100 . . . . . F-4
Fruitland 703 . . . . . L-5
Fryeburg E-4
Fulton M-6

G
Galesburg J-4
Galt 30 . . . . . C-2
Galva 368 . . . . . D-6
Garden Grove E-3
Garden Grove 250 . . . . . D-2
Garnavillo 754 . . . . . L-6
Garner 2,922 . . . . . G-7
Garrison 493 . . . . . J-5
Garwin 560 . . . . . J-5
Gartna E-5
Gaskins 171 . . . . . H-6
George 1,053 . . . . . C-3
Georgetown J-3
Germantown C-2
Gilbert 1,000 . . . . . G-5
Gilman 92 . . . . . J-3
Gifford H-5
Gilbert 987 . . . . . G-5
Gilberthille 767 . . . . . J-5
Gillett Grove 83 . . . . . D-2
Gilman 606 . . . . . J-4
Gladbrook 1,055 . . . . . H-5
Glasgow 3,451 . . . . . L-7
△ Glenwood 5,258 . . . . . C-2
Glidden 1,253 . . . . . E-5
Goldfield 640 . . . . . G-4
Goodell 174 . . . . . G-6
Goose Lake 232 . . . . . L-6
Gowrie 1,038 . . . . . F-5
Graettinger 900 . . . . . D-7
Graf 73 . . . . . L-5
Grafton 290 . . . . . H-2
Grand Jct 964 . . . . . G-4
Grand Mound 676 . . . . . M-4
Grand River 225 . . . . . E-3
Grandview 500 . . . . . L-6
Granger 1,305 . . . . . G-4
Grant 102 . . . . . L-2
Granville 325 . . . . . C-6
Granby 318 . . . . . E-3
Gray 82 . . . . . E-4
Greene 276 . . . . . F-5
Greene 1,099 . . . . . F-5
△ Greenfield 2,129 . . . . . F-3
Green Island N-5
Green Mountain J-5
Greenville 27 . . . . . C-2
Grimes 5,862 . . . . . G-4
Grinnell 9,105 . . . . . H-6
Grinnell 1,020 . . . . . H-6
△ Grundy Center 2,596 . . . . . L-5
Grunet 106 . . . . . F-7
Guernsey 70 . . . . . J-4
Guernsey J-4
△ Guthrie Center 1,668 . . . . . E-4
△ Guttenberg 1,987 . . . . . L-6

H
Halbur 213 . . . . . E-5
Hale L-5
△ Hamburg 1,240 . . . . . C-2
Hamilton 144 . . . . . J-3
Hamlin E-3
△ Hampton 4,218 . . . . . H-4
Hancock 207 . . . . . D-3
Hanlontown 229 . . . . . H-7
Hanover E-4
Harcourt 84 . . . . . F-5
Harlan 5,482 . . . . . E-4
Harper 104 . . . . . J-3
Harpers Ferry 330 . . . . . L-6
Harris 200 . . . . . D-7
Hartley 1,653 . . . . . D-2
Hartwick 83 . . . . . J-4
Harvey 277 . . . . . L-3
Hastings 214 . . . . . D-3
Havelock 317 . . . . . D-4
Haven J-4
Haverhill 170 . . . . . H-4
Haverstraw 2,478 . . . . . K-6
Hawkeye 489 . . . . . K-6
Hayesville 64 . . . . . J-3
Hayfield E-7
Hazleton 950 . . . . . L-6
Hedrick 837 . . . . . L-5
Henderson 171 . . . . . D-2
Hepburn 39 . . . . . E-2
Hesper F-7
Hiawatha 6,480 . . . . . M-6
High Amana G-6
Hills Trailer Center L-5
Hillsboro 667 . . . . . L-3
Hills 679 . . . . . K-4
Hillsboro 205 . . . . . K-2
Hinton 808 . . . . . B-6
Hocking J-3
Hocking J-3
Holbrook K-4
Holland 250 . . . . . L-5
Holly Springs B-5
Holmes F-4
Holstein 1,470 . . . . . C-5
Homestead 150 . . . . . G-6
Homestead L-6
Honey Creek C-3
Hopeville E-5
Hopkinton 683 . . . . . L-5
Horton 233 . . . . . L-3
Horton L-3
Hospers 672 . . . . . C-7
Houghton 330 . . . . . K-2
Hubbard 885 . . . . . H-5
Hudson 2,317 . . . . . H-6
Hull 1,961 . . . . . E-7
Humboldt 4,452 . . . . . F-4
Humeston 543 . . . . . J-4
Hurdville M-5
Hutchins L-6
Huxley 2,956 . . . . . G-4

I
Ionkum L-2
△ Ida Grove 2,350 . . . . . D-2
Independence 6,004 . . . . . L-5
Indianola *14,156 . . . . . G-5
Inwood 875 . . . . . E-7
Ionia 237 . . . . . F-7
△ Iowa City 62,380 . . . . . H-6
△ Iowa Falls 5,593 . . . . . H-5
Ireton E-6
Ireton 585 . . . . . B-6
Irving L-2
Irvington F-7
Irwin 479 . . . . . E-3
Ivester L-5

J
Jackson Jct. 60 . . . . . F-7
Jacksonville D-3
Jamaica 237 . . . . . F-4
Janesville 829 . . . . . H-5
△ Jefferson 4,626 . . . . . E-5
Jerico H-6
Jerome L-3
Jesup 2,232 . . . . . J-5
Jewell 1,239 . . . . . G-5
Johnston *13,596 . . . . . G-4
Juke 233 . . . . . H-7
Jolley 54 . . . . . E-5

K
Kalo F-5
Kalona 2,293 . . . . . L-6
Kanner 229 . . . . . C-5
Kanawha 729 . . . . . F-5
Kelleriton 372 . . . . . F-2
Kelley 300 . . . . . G-5
Kellogg 606 . . . . . L-4
Kellogg 200 . . . . . H-5
Kensett 280 . . . . . H-7
Kent E-2
Keokuk 11,427 . . . . . L-6
Keomah Village 97 . . . . . L-3
△ Keosauqua 1,066 . . . . . L-2
Keota 1,025 . . . . . L-6
Keswick 95 . . . . . J-3
Keswick 295 . . . . . J-3
Keystone 687 . . . . . L-4
Kilbourn F-5
Kimballton 342 . . . . . D-4
Kingsley 1,242 . . . . . D-2
Kingston L-3
Kinross 80 . . . . . L-6
Kirkman 76 . . . . . E-3
Kirkville 214 . . . . . L-3
Kiron 273 . . . . . E-3
Klemme 593 . . . . . D-5
Knierim 172 . . . . . E-4
△ Knoxville 7,721 . . . . . H-3
Koszta J-4

L
Lacona 360 . . . . . H-3
Ladora 287 . . . . . H-6
△ Lake City 1,827 . . . . . E-5
Lake Park C-3
Lake Prairie L-4
Lake Panorama F-4
Lake Park 1,023 . . . . . C-7
Lake Pondorosa F-5
Lakeside 484 . . . . . D-6
Lake View 1,317 . . . . . D-6
Lakin 255 . . . . . H-6
Lambs Grove 225 . . . . . H-4
Lamoille H-6
Lamoni 2,444 . . . . . E-2
Lamont 503 . . . . . E-5
Le Mars 22 . . . . . M-5
Lansing 1,002 . . . . . L-7
Larrabee F-4
Larrabee F-4
Larrabee 149 . . . . . G-6
Latimer 525 . . . . . H-6
Laurel 266 . . . . . H-4
Laurens 1,141 . . . . . E-4
Lawler 481 . . . . . F-7
Lawton 1,245 . . . . . D-6
Le Claire 2,868 . . . . . H-4
Ledyard 147 . . . . . D-6
Le Grand 883 . . . . . H-5
Lehigh 1,127 . . . . . G-5
Leighton 153 . . . . . J-5
Leland 258 . . . . . G-7
△ Le Mars 9,237 . . . . . M-5
Lenox 1,400 . . . . . E-2
△ Leon 1,983 . . . . . E-2
Le Roy 13 . . . . . E-2
Lester 147 . . . . . D-7
Letts 592 . . . . . L-6
Levels 438 . . . . . D-3
Liberty Center D-3
Libertyville 225 . . . . . J-2
Liddesdale 186 . . . . . E-5
Lime Springs 496 . . . . . J-7
Linby J-3
Linden 182 . . . . . G-4
Linden 226 . . . . . G-4
Linn Grove 211 . . . . . D-4
Lisbon 1,898 . . . . . L-4
Lisco 372 . . . . . E-3
Little Cedar L-6
Little Fork E-7
Little Rock 489 . . . . . C-7
Little Sioux 217 . . . . . E-4
Littleton J-3
Livermore 431 . . . . . F-6
Lockridge 127 . . . . . J-6
Logan 1,545 . . . . . E-3
Lohrville 431 . . . . . E-5
Lone Rock 157 . . . . . L-5
Lone Tree 1,351 . . . . . L-3
Long Grove 597 . . . . . M-6
Lorimor 427 . . . . . F-3
Lost Nation 497 . . . . . M-6
Lourden J-4
Loveland F-6
Lovilia 583 . . . . . J-3
Lowden 794 . . . . . M-6
Lowell J-6
Low Moor 240 . . . . . H-6
Luana 249 . . . . . L-7
Lucas 243 . . . . . H-3
Luther 158 . . . . . G-4
Luton E-5
La Verne 299 . . . . . F-6
Lynnville 1,146 . . . . . H-5
Lucerne 105 . . . . . E-3
Lymon E-3
Lynnville 366 . . . . . E-5
Lytton 305 . . . . . E-5

M
Macedonia 325 . . . . . D-3
Mackinaw 142 . . . . . C-4
Madrid 2,429 . . . . . G-5
Magnolia 200 . . . . . E-4
Maharishi Vedic City 85 . . . . . D-3
Malvern 372 . . . . . E-4
Mallard 298 . . . . . E-6
Manchester 5,237 . . . . . L-5
Manilla 839 . . . . . C-4
Manly 1,242 . . . . . H-7
△ Manning 1,490 . . . . . E-3
Manson 1,893 . . . . . E-4
Mapleton 1,222 . . . . . C-3
Maple River Junction E-3
Maquoketa 6,332 . . . . . L-6
Marathon 202 . . . . . E-6
Marble Rock 324 . . . . . H-5
Marcus 1,139 . . . . . C-3
△ Marengo 2,535 . . . . . J-6
△ Marion 26,294 . . . . . G-5
Marne 149 . . . . . D-3
△ Marquette 476 . . . . . L-7
△ Marshalltown 26,009 . . . . . H-5
Martensdale 467 . . . . . G-5
Martinsburg 126 . . . . . J-3
Martinville 54 . . . . . L-2
△ Mason City 29,372 . . . . . H-7
Massena 1,000 . . . . . E-3
Massena 414 . . . . . E-3
Massillon H-4
Matlock 83 . . . . . C-3
Maurice 254 . . . . . B-6
Maxwell 807 . . . . . G-5
May City D-7
Maynard 1,100 . . . . . H-6
Maysville 563 . . . . . G-5
McCallsburg 338 . . . . . H-5
McCausland 299 . . . . . L-6
McClelland 129 . . . . . C-3
McGregor 840 . . . . . L-7
McIntire 173 . . . . . K-5
Mechanicsville 1,173 . . . . . L-4
Medapolis 1,644 . . . . . L-6
Melbourne 794 . . . . . H-4
Melcher-Dallas 1,298 . . . . . H-4
Melrose 120 . . . . . H-2
Melville 100 . . . . . E-7
Mendon 85 . . . . . E-3
Meriden 184 . . . . . C-6
Merrill 754 . . . . . M-5
Meservey 252 . . . . . H-6
Mesa J-3
Middle Amana G-6
Middletown 535 . . . . . L-2
Miles 662 . . . . . L-6
Milford 2,474 . . . . . D-7
Millersburg 184 . . . . . H-6
Millerton J-5
Milleville 23 . . . . . L-4
Milo 839 . . . . . H-3
Milton 550 . . . . . L-2
Minburn 395 . . . . . F-4
Minden 100 . . . . . E-3
Minerva L-5
Mingo 269 . . . . . H-4
Missouri Valley 2,992 . . . . . E-3
Mitchell 155 . . . . . L-7
Mitchellville *2,302 . . . . . H-4
Modale 303 . . . . . E-3
Modena J-3
Moingona F-4
Monarch E-7
Monmouth 180 . . . . . M-5
Monona 1,000 . . . . . D-6
Monroe 1,808 . . . . . H-4
△ Montezuma 1,457 . . . . . H-6
Montgomery D-7
Montrose 1,607 . . . . . L-6
Montrose L-6
Moorland 232 . . . . . F-4
Moorland 197 . . . . . F-5
Morehead 713 . . . . . E-3
Morley 88 . . . . . H-5
Morning Sun 872 . . . . . H-6
Morrison 97 . . . . . H-5
Morse L-6
Moscow L-6
Moulton 658 . . . . . J-2
Mount Ayr 1,822 . . . . . E-3
△ Mount Pleasant 8,751 .