IOWA DOT
GETTING YOU THERE

Iowa DOT Update

Iowa Freight Advisory Council

December 18, 2020

Overview

- **COVID-19 Impacts**
  - Economy
  - Travel
  - Funding
- **Federal funding update**
- **Iowa DOT update**

Moody's/CNN Recovery Index

(Pre-Pandemic = 100)

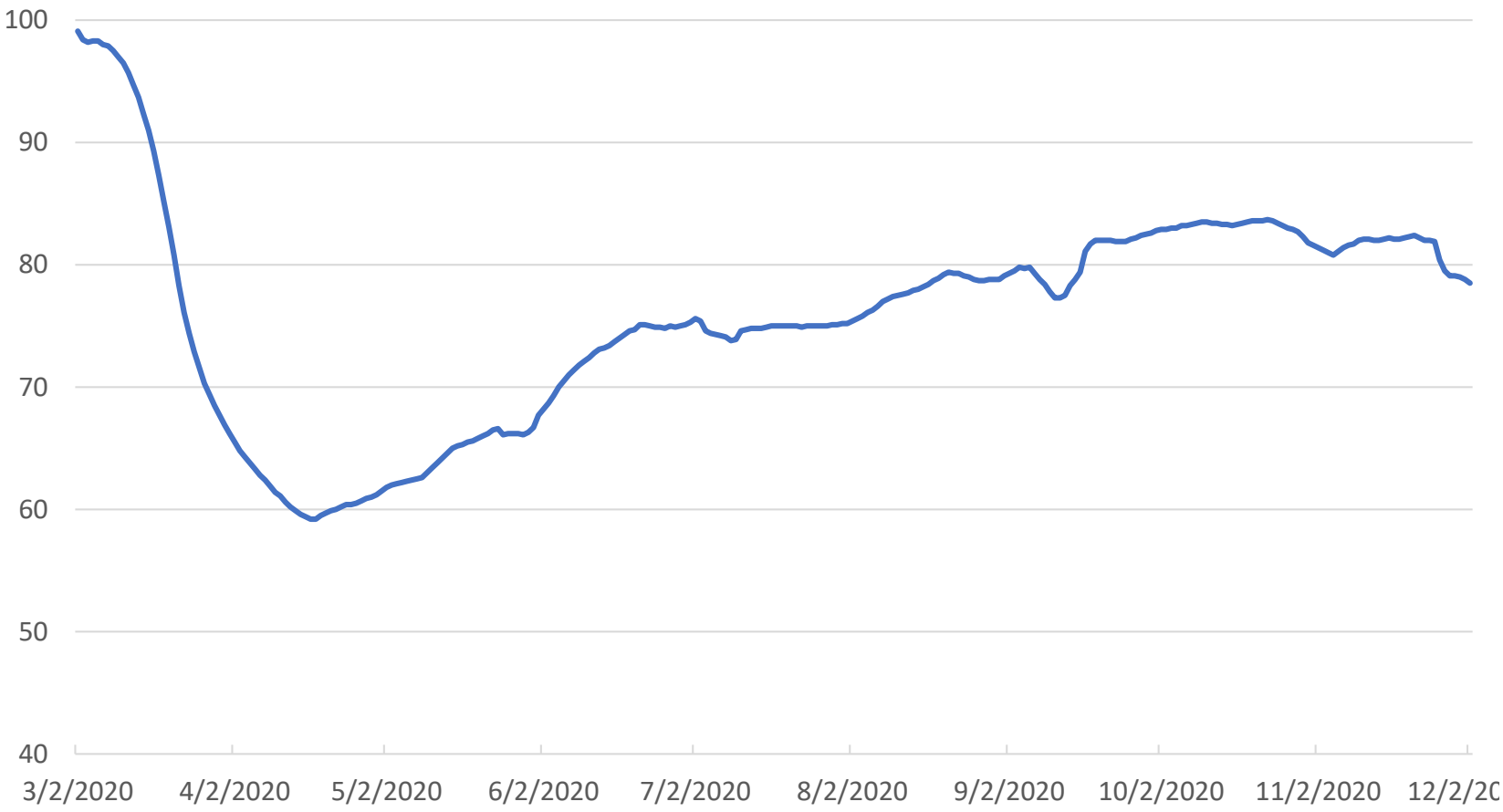

https://www.cnn.com/business/us-economic-recovery-coronavirus

Moody's/CNN Recovery Index - Midwest

(Pre-Pandemic = 100) As of 12/2/2020

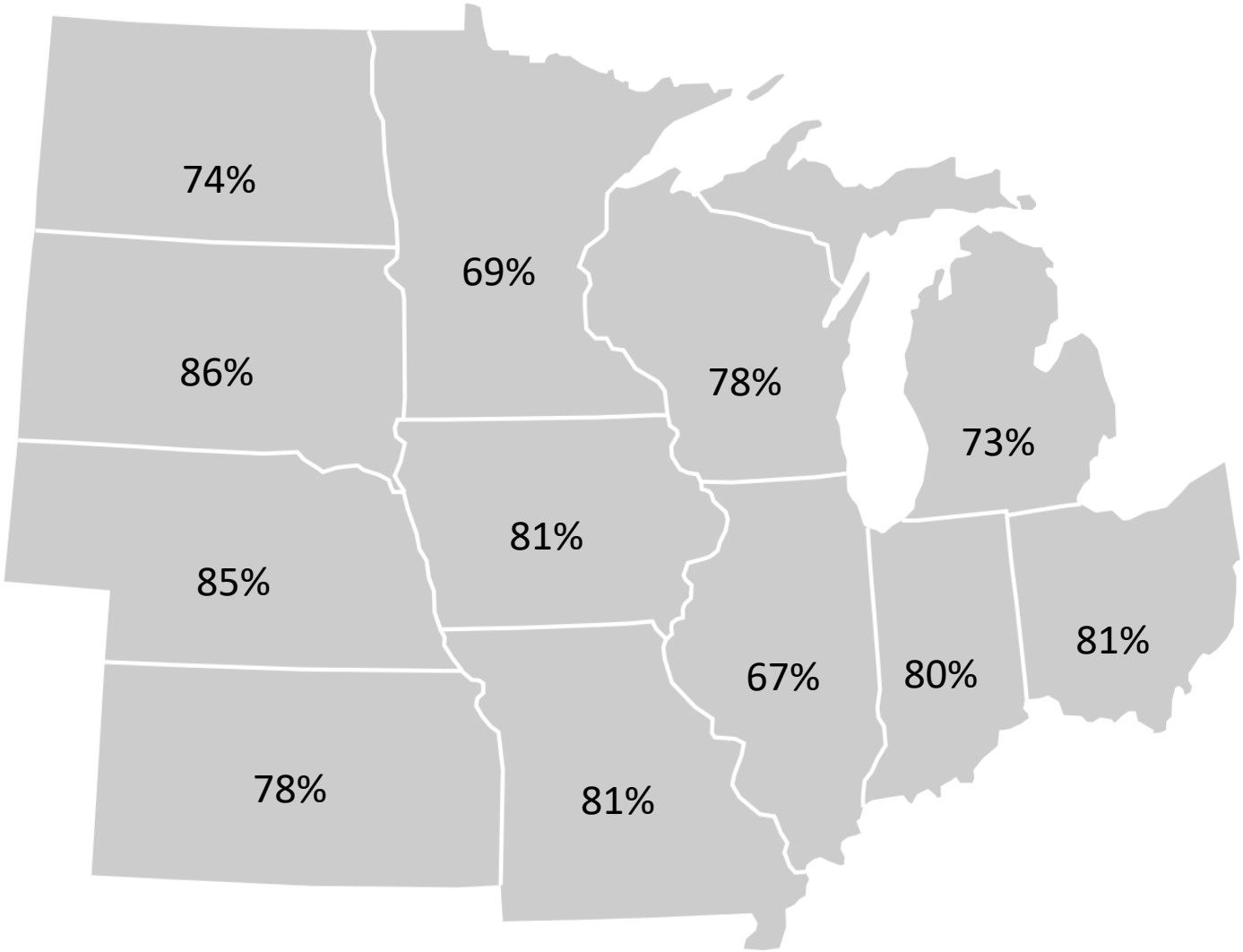

Nation is at 79%

Total U.S. Rail Carloads
(6-week moving average)

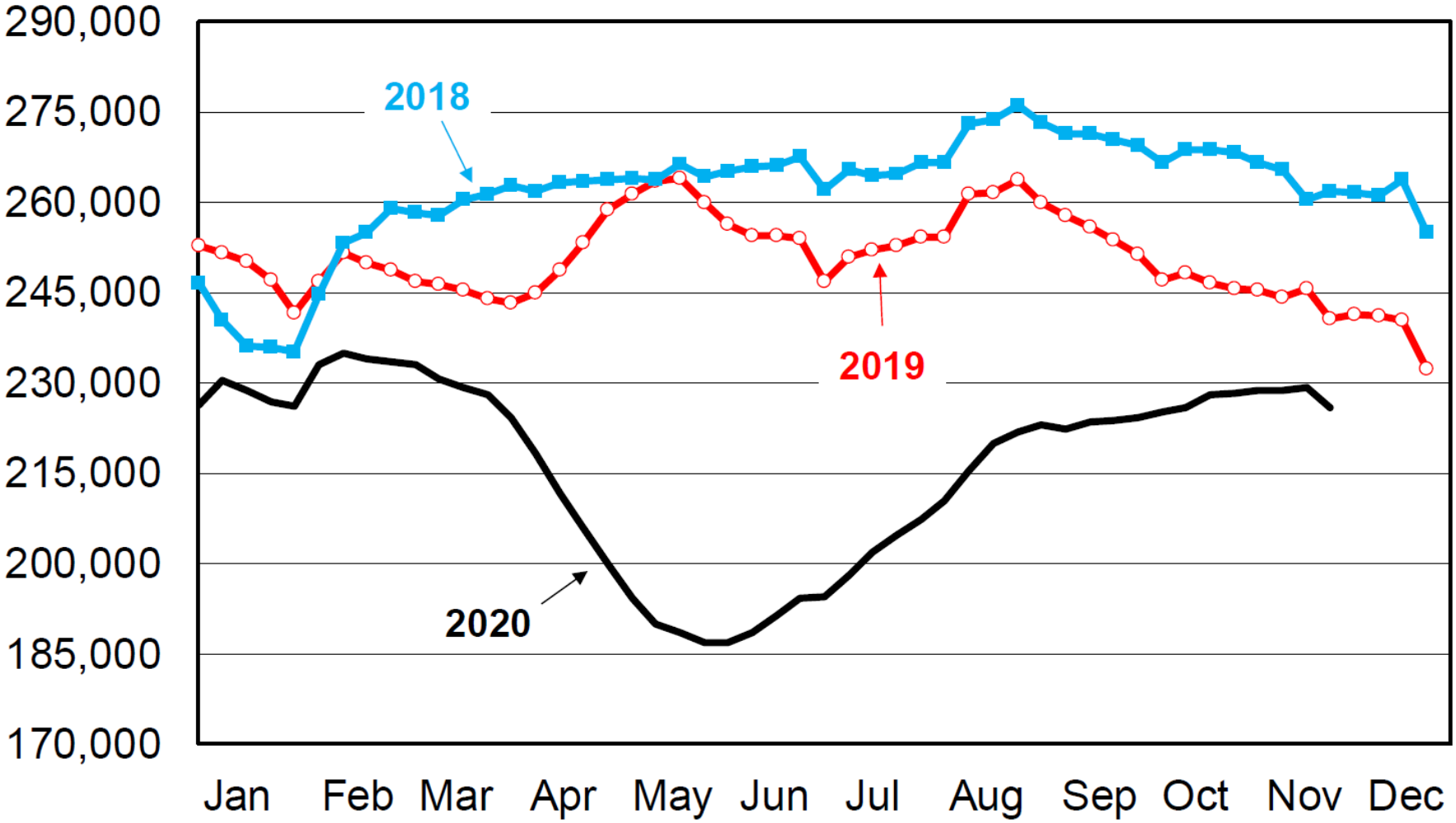

Data are 6-week moving average originations, do not include intermodal, and do not include the U.S. operations of CN, CP, and GMXT. Source: AAR *Rail Time Indicators*

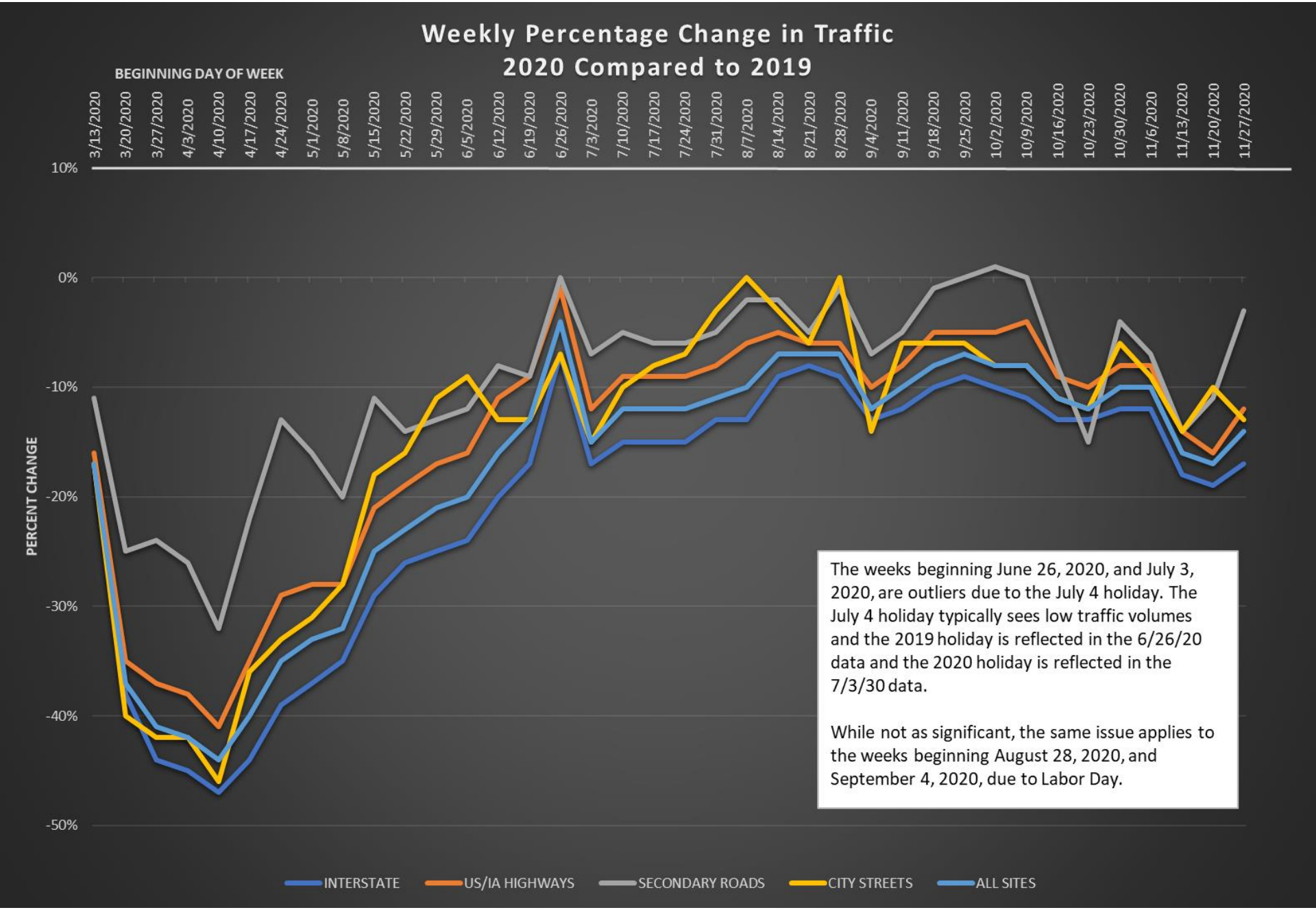

The weeks beginning June 26, 2020, and July 3, 2020, are outliers due to the July 4 holiday. The July 4 holiday typically sees low traffic volumes and the 2019 holiday is reflected in the 6/26/20 data and the 2020 holiday is reflected in the 7/3/30 data.

While not as significant, the same issue applies to the weeks beginning August 28, 2020, and September 4, 2020, due to Labor Day.

Purpose: This report contains Single Trailer 5-Axle Truck data collected from over ten Weigh-in-Motion sites to report how truck traffic trends have changed since Friday March 13, 2020.

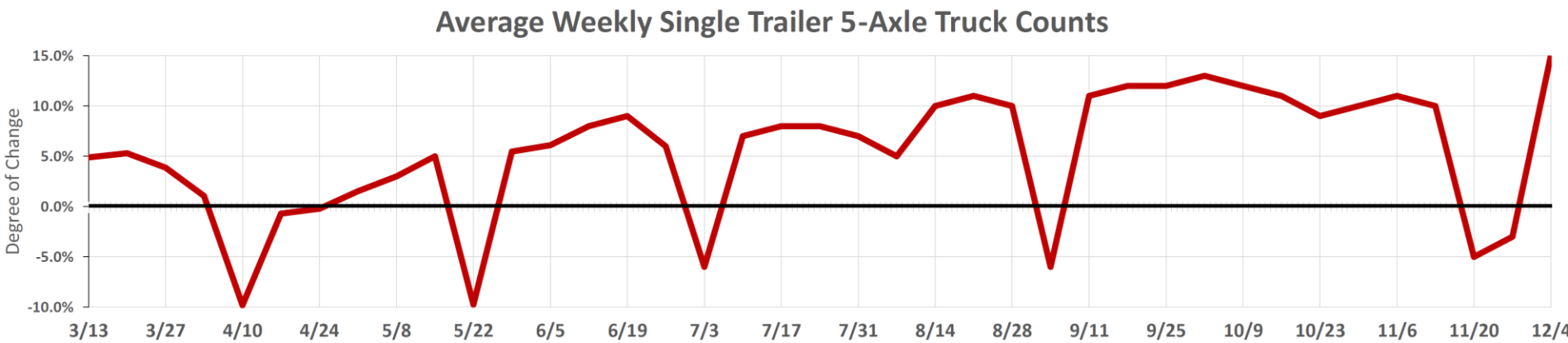

WEEKLY Single Trailer 5-Axle Truck COUNT Changes*								
Week	Ave: 03/13 to 08/27	08/28 to 09/03	09/04 to 09/10**	09/11 to 09/17	09/18 to 09/24	09/25 to 10/01	10/02 to 10/08	10/09 to 10/15
% Change	4%	10%	-6%	11%	12%	12%	13%	12%
Week	10/16 to 10/22	10/23 to 10/29	10/30 to 11/05	11/06 to 11/12	11/13 to 11/19	11/20 to 11/26**	11/27 to 12/03**	12/04 to 12/10
% Change	11%	9%	10%	11%	10%	-5%	-3%	15%

Report Notes:

*Due to the limited Weigh-in-Motion Sites in the sample, a comparison to the average weekly count of the 4 weeks prior to March 13th was done rather than a 2019 to 2020 comparison, as was done for the total traffic data noted above.

**The Single Trailer 5-Axle Truck traffic decrease is likely impacted by the occurence of holidays.

- Report example, Single Trailer 5-Axle Trucks increased 5 percent over the previous month during the first week of COVID-19.

Road Use Tax Fund: COVID-19 Impacts

- Funding sources
  - Fuel tax revenue
    - Traffic down over 40 percent in mid-April but has grown since then.
    - Traffic was at about 10 percent below 2019 levels for an extended period but now down around 15 percent during latest surge
    - Freight traffic has remained equivalent to 2019 or higher
  - Fee for New Registration revenue
    - Vehicle sales down over 50 percent in April but growing since then.
    - Vehicle prices have been increasing leading to generally no reduction in revenue from 2019 levels at this point.
  - Annual vehicle registration revenue down slightly
    - Was down very slightly early on – (Governor forgave late payment penalites)
    - Basically no COVID-19 impact at this time

Road Use Tax Fund: COVID-19 Impacts

- Funding impacts
  - Overall, COVID-19 impacts have been significantly less than originally feared.
  - June 2020 through October 2020 (actual): -$40 million
  - November 2020 through June 2021 (estimated): - $10 million (this number would show a larger negative impact due to COVID-19; however, is partially offset due to a RUTF deposit timing issue in October)
  - Long-term – estimate revenue will be down 3.5 percent from our FY 21 forecast, primarily due to reduced travel for an extended time period

Modal Appropriations from Rebuild Iowa's Infrastructure Fund (RIFF)

($ 000 omitted)

Program	FY 2020 Appropriation	FY 2021 Appropriation	FY 2022/23 DOT Request
Commercial Service Vertical Infrastructure	$1,900	$1,000	$1,900
General Aviation Vertical Infrastructure	$1,000	$650	$1,000
State Recreational Trails	$1,500	$1,000	$2,500
Public Transit Infrastructure	$1,500	$500	$1,500
Railroad Revolving Loan and Grant Program	$1,000	$500	$2,000
Total	$6,900	$3,650	$8,900

Federal Funding Update

- Reauthorization
  - FAST Act extended one year through Sept. 30, 2021
  - $13.6 b transferred into Highway Trust Fund to ensure solvency through FFY 2021
- FFY 2021 Appropriation
  - Continuing resolution through December 18.
  - Another very short continuing resolution may be necessary.
  - Hopeful for an increase over FY 2020 levels

Federal Funding Update – COVID-19 Relief

- Bipartisan bill under consideration ($908 billion)
- Could be attached to the full year appropriation
- Funding for transportation - $45 billion
  - Airlines: $17 b
  - Airports: $4 b
  - Private bus: $8 b
  - Amtrak: $1 b
  - Public Transit: $15 b
- Dedicated state/local aid is unlikely
- Funding for highways/bridges??

Iowa DOT Update

- New Chief Operating Officer – Troy Jerman

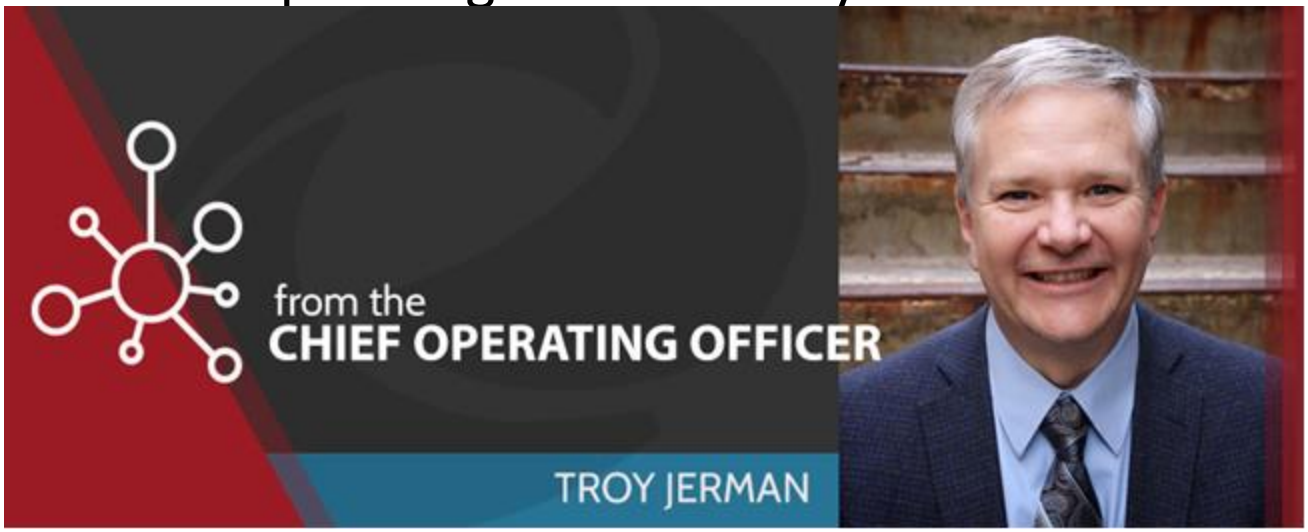

Questions?

Stuart Anderson
stuart.anderson@iowadot.us
515-239-1661