


2016 **IOWA RAIL PLAN**



Federal Railroad Administration (FRA) Guidance



Stakeholder engagement



Identify proposed rail improvements




Safe, efficient, convenient freight and passenger transportation



Economic development

What we learned?

- There are needs for
 - More improvements to track and bridge infrastructure to meet needs of capacity, safety and efficiency
 - Enhance access to the state's rail network for freight shippers/receivers
 - Enhancement of existing passenger rail services and development of new passenger rail services in the state
- There are opportunities for
 - More economic development and the recognition of how the railroads fit into the economic development of the state
 - Environmental sustainability
 - Enhancement of existing passenger rail services and development of new passenger rail services in the state




What we learned?

- Forecasted Freight Rail Growth in Iowa** – As shown in the table below, total growth of freight rail traffic on the Iowa rail network for all directional categories from 2013 (290.2 Million tons) to 2040 (442.1 Million tons) is estimated at 151.8 Million tons, representing growth of 52.3 percent. The forecasted growth in freight rail tonnage is portrayed in the figure below.

Table 2.22: Rail Tonnage Forecast Summary, 2013-2040

DIRECTION	2013		2040		CHANGE		
	AMOUNT	PERCENT	AMOUNT	PERCENT	AMOUNT	PERCENT	CAGR
Outbound	35,428,698	12.2%	47,718,838	10.8%	12,290,140	34.7%	1.1%
Inbound	35,402,440	12.2%	50,987,470	11.5%	15,585,030	44.0%	1.4%
Intra	6,894,726	2.4%	12,392,520	2.8%	5,497,794	79.7%	2.2%
Through	212,549,767	73.2%	330,989,061	74.9%	118,439,294	55.7%	1.7%
Total	290,275,631	100.0%	442,087,889	100.0%	151,812,258	52.3%	1.6%


Source: CDM Smith use of STB WAYBILL 2013 and FHWA FAF v3.5/v3.6 growth



What we learned?

▪ Rail Economic Impacts in Iowa

- **Employment** – Economic impacts of rail extend beyond the 3,520 directly employed in the provision of rail transportation (including passenger and freight). When the freight and visitor user impact activities and multiplier impacts are included, rail-related employment in Iowa totals 219,380 jobs, which represents 10.8 percent of the 2.0 Million jobs statewide.
- **Income** – The \$13.8 Billion earned by these total employees represents 13.6 percent of Iowa's total labor income.
- **Value-Added** – And, the combined value-added impact, \$24.2 Billion, associated with rail transportation services and users represents 14.7 percent of Iowa's Gross State Product (GSP).



What we learned?

■ Rail Economic Impacts in Iowa (continued)

Table C.1: Rail Economic Impacts in Iowa

MEASURE AND TYPE	TRANSPORT SERVICES			TRANSPORT USERS			TOTAL		
	PASS.	FREIGHT	SERVICES	PASS.	FREIGHT	USERS	PASS.	FREIGHT	TOTAL
EMPLOYMENT*									
Direct	20	3,500	3,520	230	66,450	66,680	250	69,960	70,200
Total	40	8,830	8,860	300	210,220	210,510	330	219,040	219,380
INCOME**									
Direct	\$1.1	\$365.9	\$367.0	\$4.8	\$6,411.3	\$6,416.1	\$5.9	\$6,777.2	\$6,783.1
Total	\$1.7	\$600.6	\$602.4	\$7.6	\$13,214.2	\$13,221.8	\$9.4	\$13,814.8	\$13,824.2
VALUE ADDED**									
Direct	\$1.9	\$1,075.5	\$1,077.4	\$7.1	\$11,196.9	\$11,204.0	\$9.0	\$12,272.4	\$12,281.4
Total	\$3.0	\$1,448.0	\$1,451.0	\$12.0	\$22,705.5	\$22,717.6	\$15.0	\$24,153.6	\$24,168.6
OUTPUT**									
Direct	\$3.6	\$1,725.8	\$1,729.4	\$13.4	\$43,029.3	\$43,042.6	\$17.0	\$44,755.0	\$44,772.0
Total	\$5.6	\$2,428.0	\$2,433.6	\$22.3	\$66,970.4	\$66,992.7	\$27.9	\$69,398.4	\$69,426.3
TAX REVENUE**									
Direct	\$0.05	\$18.3	\$18.4	\$1.2	\$475.0	\$476.2	\$1.3	\$493.3	\$494.6
Total	\$0.14	\$49.5	\$49.6	\$1.6	\$1,325.5	\$1,327.1	\$1.8	\$1,375.0	\$1,376.7

Source: CDM Smith, Amtrak, WAYBILL, and IMPLAN

* Employment rounded to nearest ten job-years; totals may not sum due to rounding

** in millions of 2013 dollars

How can you continue to participate?

Public Meeting

- The Iowa Department of Transportation will present the current drafts of both the State Rail Plan and the State Freight Plan.
- The meeting will also provide the Iowa DOT an opportunity to solicit more general input about rail and freight issues and concerns and opportunities for freight and passenger rail.
- Representatives from the offices of Systems Planning and Rail Transportation will be available to answer questions and receive comments.
- **Meeting Details:**
 - **Date:** Wednesday, June 8th
 - **Time:** 3:30 – 7:00 p.m.
 - **Location:** Greater Des Moines Botanical Garden, 909 Robert D. Ray Dr , Des Moines, IA 50309
 - **Parking:** Please park on the south side of the building.

Online Meeting

- The online meeting will be available for those who are unable to attend the in-person meeting or would like additional time to review the meeting materials and offer comments.
- The online meeting will include the same meeting materials presented at the in-person public meeting.
- Participants visiting the online meeting can provide comments at <http://engagefreightrailplans.iowadot.gov/contact-us/>.
- The online meeting will be available at <http://www.engagefreightrailplans.iowadot.gov/> beginning **Wednesday, June 8th.**